

OPEN -- Overall Stage Results

TopGuns Challenge

Printed September 7, 2008 at 19:05



Stage 1 -- HFN1

	PTS	TIME	HIT FACTOR	STAGE POINTS	STAGE PERCENT	COMPETITOR # Name
1	140	18.59	7.5309	150.0000	100.00	12 Sørensen, Karsten
2	136	19.06	7.1354	142.1211	94.75	5 Franta, Steen
3	141	21.10	6.6825	133.1004	88.73	39 Andersen, Tim
4	140	21.82	6.4161	127.7956	85.20	36 Pedersen, Frants
5	132	21.27	6.2059	123.6087	82.41	37 Knudsen, Keld
6	130	22.01	5.9064	117.6430	78.43	30 Svendsen, KB

STANDARD -- Overall Stage Results

TopGuns Challenge

Printed September 7, 2008 at 19:05



Stage 1 -- HFN1

	PTS	TIME	HIT FACTOR	STAGE POINTS	STAGE PERCENT	COMPETITOR # Name
1	138	18.37	7.5122	150.0000	100.00	3 Thomsen, Christian
2	142	19.28	7.3651	147.0627	98.04	10 Birkjær, Ulrik
3	136	19.99	6.8034	135.8462	90.56	20 Buus, Niels
4	136	20.45	6.6504	132.7905	88.53	18 Madsen, Bo Stampe
5	143	22.72	6.2940	125.6750	83.78	27 Petersen, Kristian H
6	140	23.37	5.9906	119.6164	79.74	1 Nielsen, Henrik F.
7	144	24.27	5.9333	118.4715	78.98	9 Pedersen, Finn
8	134	23.12	5.7958	115.7280	77.15	6 Lindberg, Henrik
9	140	24.72	5.6634	113.0839	75.39	2 Bach, Mads Peter
10	138	25.54	5.4033	107.8896	71.93	7 Frandsen, Kim
11	140	26.45	5.2930	105.6875	70.46	40 Hansen, Peter
12	146	27.77	5.2575	104.9780	69.99	16 Schultz, Jakob
13	134	26.28	5.0989	101.8124	67.87	22 Jensen, Allan
14	140	28.40	4.9296	98.4308	65.62	23 Krogstrup, Thomas
15	112	23.43	4.7802	95.4481	63.63	19 Arnfast, Jens
16	144	30.45	4.7291	94.4271	62.95	42 Kjeldsen, Claus
17	126	27.91	4.5145	90.1430	60.10	28 Frederiksen, Rene
18	121	26.84	4.5082	90.0169	60.01	29 Larsen, Nikolaj
19	121	32.82	3.6868	73.6153	49.08	38 Eriksen, Kristian
20	98	27.25	3.5963	71.8093	47.87	33 Slaarup, Jesper Thor
21	122	36.74	3.3206	66.3044	44.20	34 Jensen, Michael
22	146	44.78	3.2604	65.1014	43.40	4 Lund, Bent

PRODUCTION -- Overall Stage Results

TopGuns Challenge

Printed September 7, 2008 at 19:05




Stage 1 -- HFN1

	PTS	TIME	HIT FACTOR	STAGE POINTS	STAGE PERCENT	COMPETITOR # Name
1	140	17.91	7.8169	150.0000	100.00	17 Hagemann, Lars
2	144	26.25	5.4857	105.2669	70.18	14 Heidelberg, Carsten
3	142	26.15	5.4302	104.2019	69.47	8 Rømer, Jack
4	142	26.49	5.3605	102.8644	68.58	24 Davis, Peter
5	142	27.50	5.1636	99.0865	66.06	32 Bonde, Torben
6	126	25.58	4.9257	94.5211	63.01	41 Andersen, Thomas
7	115	27.96	4.1130	78.9259	52.62	15 Kandelsdorff, René
8	103	28.95	3.5579	68.2728	45.52	25 Nørgaard, Jens Erik
9	130	38.52	3.3749	64.7614	43.17	11 Magnusson, Pontus M.
10	86	29.92	2.8743	55.1564	36.77	35 Jacobsen, Peter Lund

OPEN -- Overall Stage Results

TopGuns Challenge

Printed September 7, 2008 at 19:05



Stage 2 -- HFN2

	PTS	TIME	HIT FACTOR	STAGE POINTS	STAGE PERCENT	COMPETITOR # Name
1	88	14.31	6.1495	90.0000	100.00	36 Pedersen, Frants
2	85	15.67	5.4244	79.3870	88.21	39 Andersen, Tim
3	82	15.96	5.1378	75.1935	83.55	12 Sørensen, Karsten
4	76	15.43	4.9255	72.0854	80.09	37 Knudsen, Keld
5	81	17.09	4.7396	69.3653	77.07	5 Franta, Steen
6	86	19.21	4.4768	65.5195	72.80	30 Svendsen, KB

STANDARD -- Overall Stage Results

TopGuns Challenge

Printed September 7, 2008 at 19:05



Stage 2 -- HFN2

	PTS	TIME	HIT FACTOR	STAGE POINTS	STAGE PERCENT	COMPETITOR # Name
1	82	15.27	5.3700	90.0000	100.00	3 Thomsen, Christian
2	80	15.37	5.2049	87.2336	96.93	18 Madsen, Bo Stampe
3	78	15.91	4.9026	82.1660	91.30	19 Arnfast, Jens
4	80	16.39	4.8810	81.8048	90.89	10 Birkjær, Ulrik
5	88	18.20	4.8352	81.0362	90.04	40 Hansen, Peter
6	80	17.12	4.6729	78.3166	87.02	9 Pedersen, Finn
7	80	17.18	4.6566	78.0431	86.71	1 Nielsen, Henrik F.
8	78	18.17	4.2928	71.9461	79.94	20 Buus, Niels
9	82	19.66	4.1709	69.9034	77.67	7 Frandsen, Kim
10	84	20.37	4.1237	69.1124	76.79	42 Kjeldsen, Claus
11	82	20.46	4.0078	67.1701	74.63	23 Krogstrup, Thomas
12	76	19.00	4.0000	67.0390	74.49	28 Frederiksen, Rene
13	84	22.20	3.7838	63.4153	70.46	38 Eriksen, Kristian
14	80	22.52	3.5524	59.5373	66.15	16 Schultz, Jakob
15	82	23.36	3.5103	58.8313	65.37	4 Lund, Bent
16	82	23.44	3.4983	58.6305	65.15	2 Bach, Mads Peter
17	82	23.90	3.4310	57.5021	63.89	29 Larsen, Nikolaj
18	88	28.16	3.1250	52.3742	58.19	22 Jensen, Allan
19	79	25.41	3.1090	52.1063	57.90	27 Petersen, Kristian H
20	45	16.01	2.8107	47.1074	52.34	6 Lindberg, Henrik
21	72	26.17	2.7512	46.1101	51.23	33 Slaarup, Jesper Thor
22	61	24.28	2.5124	42.1065	46.78	34 Jensen, Michael

PRODUCTION -- Overall Stage Results

TopGuns Challenge

Printed September 7, 2008 at 19:05



Stage 2 -- HFN2

	PTS	TIME	HIT FACTOR	STAGE POINTS	STAGE PERCENT	COMPETITOR # Name
1	86	14.46	5.9474	90.0000	100.00	17 Hagemann, Lars
2	73	14.72	4.9592	75.0460	83.38	8 Rømer, Jack
3	78	15.95	4.8903	74.0025	82.22	24 Davis, Peter
4	84	18.77	4.4752	67.7216	75.25	41 Andersen, Thomas
5	82	20.36	4.0275	60.9465	67.72	14 Heidelberg, Carsten
6	82	20.82	3.9385	59.5999	66.22	15 Kandelsdorff, René
7	88	24.03	3.6621	55.4168	61.57	35 Jacobsen, Peter Lund
8	76	21.95	3.4624	52.3952	58.22	32 Bonde, Torben
9	82	25.71	3.1894	48.2641	53.63	11 Magnusson, Pontus M.
10	72	22.84	3.1524	47.7033	53.00	25 Nørgaard, Jens Erik

OPEN -- Overall Stage Results

TopGuns Challenge

Printed September 7, 2008 at 19:05



Stage 3 -- HFN3

	PTS	TIME	HIT FACTOR	STAGE POINTS	STAGE PERCENT	COMPETITOR # Name
1	80	10.81	7.4006	90.0000	100.00	39 Andersen, Tim
2	69	9.95	6.9347	84.3343	93.70	36 Pedersen, Frants
3	80	11.69	6.8435	83.2250	92.47	5 Franta, Steen
4	78	13.10	5.9542	72.4105	80.46	37 Knudsen, Keld
5	87	14.70	5.9184	71.9747	79.97	30 Svendsen, KB
6	82	17.46	4.6964	57.1147	63.46	12 Sørensen, Karsten

STANDARD -- Overall Stage Results

TopGuns Challenge

Printed September 7, 2008 at 19:05




Stage 3 -- HFN3

	PTS	TIME	HIT FACTOR	STAGE POINTS	STAGE PERCENT	COMPETITOR # Name
1	78	10.97	7.1103	90.0000	100.00	3 Thomsen, Christian
2	84	11.84	7.0946	89.8012	99.78	10 Birkjær, Ulrik
3	88	13.31	6.6116	83.6872	92.99	1 Nielsen, Henrik F.
4	84	12.89	6.5167	82.4861	91.65	6 Lindberg, Henrik
5	76	12.52	6.0703	76.8358	85.37	19 Arnfast, Jens
6	65	10.72	6.0634	76.7491	85.28	18 Madsen, Bo Stampe
7	80	13.86	5.7720	73.0603	81.18	20 Buus, Niels
8	73	13.06	5.5896	70.7513	78.61	27 Petersen, Kristian H
9	84	15.03	5.5888	70.7416	78.60	40 Hansen, Peter
10	76	13.95	5.4480	68.9595	76.62	9 Pedersen, Finn
11	76	14.40	5.2778	66.8045	74.23	7 Frandsen, Kim
12	82	16.53	4.9607	62.7907	69.77	38 Eriksen, Kristian
13	80	16.21	4.9352	62.4686	69.41	34 Jensen, Michael
14	86	17.81	4.8287	61.1208	67.91	16 Schultz, Jakob
15	84	17.72	4.7404	60.0026	66.67	4 Lund, Bent
16	70	15.23	4.5962	58.1772	64.64	28 Frederiksen, Rene
17	70	15.84	4.4192	55.9368	62.15	42 Kjeldsen, Claus
18	72	16.54	4.3531	55.1000	61.22	2 Bach, Mads Peter
19	78	18.03	4.3261	54.7587	60.84	33 Slaarup, Jesper Thor
20	82	19.36	4.2355	53.6121	59.57	22 Jensen, Allan
21	76	20.08	3.7849	47.9076	53.23	29 Larsen, Nikolaj
22	54	16.34	3.3048	41.8308	46.48	23 Krogstrup, Thomas

PRODUCTION -- Overall Stage Results

TopGuns Challenge

Printed September 7, 2008 at 19:05




Stage 3 -- HFN3

	PTS	TIME	HIT FACTOR	STAGE POINTS	STAGE PERCENT	COMPETITOR # Name
1	84	11.79	7.1247	90.0000	100.00	17 Hagemann, Lars
2	78	11.28	6.9149	87.3499	97.06	8 Rømer, Jack
3	84	15.59	5.3881	68.0629	75.63	15 Kandelsdorff, René
4	80	15.34	5.2151	65.8782	73.20	14 Heidelberg, Carsten
5	86	17.32	4.9654	62.7231	69.69	32 Bonde, Torben
6	68	13.83	4.9168	62.1103	69.01	41 Andersen, Thomas
7	66	13.43	4.9144	62.0790	68.98	24 Davis, Peter
8	76	16.55	4.5921	58.0086	64.45	35 Jacobsen, Peter Lund
9	78	22.58	3.4544	43.6363	48.48	11 Magnusson, Pontus M.
10	34	16.54	2.0556	25.9669	28.85	25 Nørgaard, Jens Erik

OPEN -- Overall Stage Results

TopGuns Challenge

Printed September 7, 2008 at 19:05



Stage 4 -- HHL4

	PTS	TIME	HIT FACTOR	STAGE POINTS	STAGE PERCENT	COMPETITOR # Name
1	145	22.58	6.4216	160.0000	100.00	36 Pedersen, Frants
2	131	26.78	4.8917	121.8812	76.18	5 Franta, Steen
3	133	29.82	4.4601	111.1271	69.45	30 Svendsen, KB
4	119	27.04	4.4009	109.6519	68.53	37 Knudsen, Keld
5	105	27.14	3.8688	96.3952	60.25	12 Sørensen, Karsten
6	120	32.73	3.6664	91.3505	57.09	39 Andersen, Tim

STANDARD -- Overall Stage Results

TopGuns Challenge

Printed September 7, 2008 at 19:05



Stage 4 -- HHL4

	PTS	TIME	HIT FACTOR	STAGE POINTS	STAGE PERCENT	COMPETITOR # Name
1	148	29.93	4.9449	160.0000	100.00	10 Birkjær, Ulrik
2	142	30.85	4.6029	148.9355	93.08	1 Nielsen, Henrik F.
3	132	29.95	4.4073	142.6074	89.13	6 Lindberg, Henrik
4	152	35.95	4.2281	136.8074	85.50	27 Petersen, Kristian H
5	134	32.05	4.1810	135.2825	84.55	19 Arnfast, Jens
6	126	30.62	4.1150	133.1467	83.22	18 Madsen, Bo Stampe
7	128	32.95	3.8847	125.6954	78.56	7 Frandsen, Kim
8	99	26.40	3.7500	121.3378	75.84	3 Thomsen, Christian
9	146	39.34	3.7112	120.0835	75.05	16 Schultz, Jakob
10	122	33.75	3.6148	116.9637	73.10	9 Pedersen, Finn
11	152	45.54	3.3377	107.9980	67.50	34 Jensen, Michael
12	142	45.06	3.1514	101.9676	63.73	38 Eriksen, Kristian
13	135	44.43	3.0385	98.3156	61.45	4 Lund, Bent
14	113	38.47	2.9374	95.0432	59.40	23 Krogstrup, Thomas
15	112	38.83	2.8844	93.3288	58.33	40 Hansen, Peter
16	113	40.57	2.7853	90.1236	56.33	22 Jensen, Allan
17	111	40.17	2.7633	89.4100	55.88	20 Buus, Niels
18	100	39.44	2.5355	82.0405	51.28	2 Bach, Mads Peter
19	88	40.94	2.1495	69.5504	43.47	29 Larsen, Nikolaj
20	75	36.72	2.0425	66.0881	41.31	28 Frederiksen, Rene
21	94	52.68	1.7844	57.7360	36.09	42 Kjeldsen, Claus
22	38	36.00	1.0556	34.1544	21.35	33 Slaarup, Jesper Thor

PRODUCTION -- Overall Stage Results

TopGuns Challenge

Printed September 7, 2008 at 19:05



Stage 4 -- HHL4

	PTS	TIME	HIT FACTOR	STAGE POINTS	STAGE PERCENT	COMPETITOR # Name
1	140	27.70	5.0542	160.0000	100.00	8 Rømer, Jack
2	120	26.59	4.5130	142.8679	89.29	17 Hagemann, Lars
3	133	30.18	4.4069	139.5096	87.19	24 Davis, Peter
4	140	35.43	3.9515	125.0917	78.18	14 Heidelberg, Carsten
5	144	37.31	3.8596	122.1825	76.36	15 Kandelsdorff, René
6	152	50.18	3.0291	95.8925	59.93	32 Bonde, Torben
7	94	33.29	2.8237	89.3894	55.87	41 Andersen, Thomas
8	101	41.10	2.4574	77.7949	48.62	25 Nørgaard, Jens Erik
9	82	34.84	2.3536	74.5088	46.57	35 Jacobsen, Peter Lund
10	110	56.14	1.9594	62.0286	38.77	11 Magnusson, Pontus M.

OPEN -- Overall Stage Results

TopGuns Challenge

Printed September 7, 2008 at 19:05



Stage 5 -- HHL5

	PTS	TIME	HIT FACTOR	STAGE POINTS	STAGE PERCENT	COMPETITOR # Name
1	97	17.18	5.6461	100.0000	100.00	36 Pedersen, Frants
2	94	20.26	4.6397	82.1750	82.18	5 Franta, Steen
3	91	19.71	4.6169	81.7723	81.77	12 Sørensen, Karsten
4	90	20.76	4.3353	76.7833	76.78	30 Svendsen, KB
5	88	21.28	4.1353	73.2424	73.24	37 Knudsen, Keld
6	57	23.99	2.3760	42.0820	42.08	39 Andersen, Tim

STANDARD -- Overall Stage Results

TopGuns Challenge

Printed September 7, 2008 at 19:05



Stage 5 -- HHL5

	PTS	TIME	HIT FACTOR	STAGE POINTS	STAGE PERCENT	COMPETITOR # Name
1	96	20.67	4.6444	100.0000	100.00	10 Birkjær, Ulrik
2	94	20.60	4.5631	98.2494	98.25	18 Madsen, Bo Stampe
3	96	23.14	4.1487	89.3258	89.33	20 Buus, Niels
4	88	21.61	4.0722	87.6793	87.68	7 Frandsen, Kim
5	82	20.34	4.0315	86.8025	86.80	3 Thomsen, Christian
6	84	21.27	3.9492	85.0317	85.03	1 Nielsen, Henrik F.
7	91	23.48	3.8756	83.4473	83.45	27 Petersen, Kristian H
8	94	24.66	3.8118	82.0737	82.07	23 Krogstrup, Thomas
9	76	20.96	3.6260	78.0713	78.07	6 Lindberg, Henrik
10	94	26.45	3.5539	76.5194	76.52	38 Eriksen, Kristian
11	71	21.12	3.3617	72.3825	72.38	19 Arnfast, Jens
12	81	24.24	3.3416	71.9485	71.95	4 Lund, Bent
13	86	27.50	3.1273	67.3341	67.33	33 Slaarup, Jesper Thor
14	84	26.97	3.1146	67.0606	67.06	2 Bach, Mads Peter
15	79	26.35	2.9981	64.5529	64.55	34 Jensen, Michael
16	82	28.01	2.9275	63.0333	63.03	40 Hansen, Peter
17	81	28.77	2.8154	60.6198	60.62	29 Larsen, Nikolaj
18	86	30.79	2.7931	60.1393	60.14	42 Kjeldsen, Claus
19	80	28.89	2.7691	59.6227	59.62	28 Frederiksen, Rene
20	76	28.75	2.6435	56.9174	56.92	16 Schultz, Jakob
21	80	31.62	2.5300	54.4750	54.48	22 Jensen, Allan
22	62	25.93	2.3911	51.4824	51.48	9 Pedersen, Finn

PRODUCTION -- Overall Stage Results

TopGuns Challenge

Printed September 7, 2008 at 19:05



Stage 5 -- HHL5

	PTS	TIME	HIT FACTOR	STAGE POINTS	STAGE PERCENT	COMPETITOR # Name
1	94	19.59	4.7984	100.0000	100.00	17 Hagemann, Lars
2	94	20.21	4.6512	96.9322	96.93	8 Rømer, Jack
3	92	22.82	4.0316	84.0192	84.02	24 Davis, Peter
4	86	22.84	3.7653	78.4710	78.47	14 Heidelberg, Carsten
5	86	28.20	3.0496	63.5559	63.56	15 Kandelsdorff, René
6	82	31.69	2.5876	53.9260	53.93	35 Jacobsen, Peter Lund
7	63	24.54	2.5672	53.5023	53.50	41 Andersen, Thomas
8	71	30.84	2.3022	47.9789	47.98	25 Nørgaard, Jens Erik
9	44	28.27	1.5564	32.4365	32.44	32 Bonde, Torben
10	61	40.32	1.5129	31.5294	31.53	11 Magnusson, Pontus M.

OPEN -- Overall Stage Results

TopGuns Challenge

Printed September 7, 2008 at 19:05



Stage 6 -- HHL6

	PTS	TIME	HIT FACTOR	STAGE POINTS	STAGE PERCENT	COMPETITOR # Name
1	85	14.90	5.7047	90.0000	100.00	36 Pedersen, Frants
2	82	15.97	5.1346	81.0063	90.01	37 Knudsen, Keld
3	87	20.17	4.3133	68.0492	75.61	30 Svendsen, KB
4	66	15.86	4.1614	65.6524	72.95	12 Sørensen, Karsten
5	45	16.21	2.7761	43.7965	48.66	5 Franta, Steen
6	55	21.93	2.5080	39.5671	43.96	39 Andersen, Tim

STANDARD -- Overall Stage Results

TopGuns Challenge

Printed September 7, 2008 at 19:05



Stage 6 -- HHL6

	PTS	TIME	HIT FACTOR	STAGE POINTS	STAGE PERCENT	COMPETITOR # Name
1	88	16.68	5.2758	90.0000	100.00	10 Birkjær, Ulrik
2	88	17.78	4.9494	84.4319	93.81	3 Thomsen, Christian
3	84	17.05	4.9267	84.0448	93.38	18 Madsen, Bo Stampe
4	82	17.05	4.8094	82.0437	91.16	19 Arnfast, Jens
5	88	18.47	4.7645	81.2777	90.31	20 Buus, Niels
6	78	17.06	4.5721	77.9958	86.66	6 Lindberg, Henrik
7	84	18.76	4.4776	76.3840	84.87	27 Petersen, Kristian H
8	82	18.34	4.4711	76.2729	84.75	1 Nielsen, Henrik F.
9	88	21.04	4.1825	71.3498	79.28	38 Eriksen, Kristian
10	86	20.76	4.1426	70.6687	78.52	40 Hansen, Peter
11	90	22.53	3.9947	68.1455	75.72	4 Lund, Bent
12	72	18.27	3.9409	67.2280	74.70	7 Frandsen, Kim
13	84	22.65	3.7086	63.2655	70.30	16 Schultz, Jakob
14	78	21.13	3.6914	62.9725	69.97	9 Pedersen, Finn
15	80	22.07	3.6248	61.8363	68.71	22 Jensen, Allan
16	80	23.26	3.4394	58.6727	65.19	34 Jensen, Michael
17	76	22.28	3.4111	58.1908	64.66	33 Slaarup, Jesper Thor
18	84	24.93	3.3694	57.4795	63.87	29 Larsen, Nikolaj
19	76	23.38	3.2506	55.4530	61.61	23 Krogstrup, Thomas
20	82	25.48	3.2182	54.8997	61.00	2 Bach, Mads Peter
21	74	27.02	2.7387	46.7199	51.91	28 Frederiksen, Rene
22	53	28.24	1.8768	32.0160	35.57	42 Kjeldsen, Claus

PRODUCTION -- Overall Stage Results

TopGuns Challenge

Printed September 7, 2008 at 19:05




Stage 6 -- HHL6

	PTS	TIME	HIT FACTOR	STAGE POINTS	STAGE PERCENT	COMPETITOR # Name
1	82	16.27	5.0400	90.0000	100.00	8 Rømer, Jack
2	86	18.14	4.7409	84.6598	94.07	24 Davis, Peter
3	80	17.84	4.4843	80.0777	88.98	17 Hagemann, Lars
4	76	18.68	4.0685	72.6529	80.73	14 Heidelberg, Carsten
5	88	23.30	3.7768	67.4439	74.94	32 Bonde, Torben
6	80	26.04	3.0722	54.8612	60.96	35 Jacobsen, Peter Lund
7	67	23.75	2.8211	50.3764	55.97	15 Kandelsdorff, René
8	80	30.88	2.5907	46.2625	51.40	11 Magnusson, Pontus M.
9	80	31.87	2.5102	44.8254	49.81	25 Nørgaard, Jens Erik
10	30	19.60	1.5306	27.3326	30.37	41 Andersen, Thomas

OPEN -- Overall Stage Results

TopGuns Challenge

Printed September 7, 2008 at 19:05



Stage 7 -- BSM7

	PTS	TIME	HIT FACTOR	STAGE POINTS	STAGE PERCENT	COMPETITOR # Name
1	148	23.23	6.3711	160.0000	100.00	36 Pedersen, Frants
2	144	24.38	5.9065	148.3325	92.71	5 Franta, Steen
3	150	26.49	5.6625	142.2056	88.88	37 Knudsen, Keld
4	144	28.76	5.0070	125.7422	78.59	30 Svendsen, KB
5	132	30.62	4.3109	108.2620	67.66	39 Andersen, Tim
6	132	31.63	4.1733	104.8051	65.50	12 Sørensen, Karsten

STANDARD -- Overall Stage Results

TopGuns Challenge

Printed September 7, 2008 at 19:05




Stage 7 -- BSM7

	PTS	TIME	HIT FACTOR	STAGE POINTS	STAGE PERCENT	COMPETITOR # Name
1	150	26.01	5.7670	160.0000	100.00	3 Thomsen, Christian
2	154	27.67	5.5656	154.4119	96.51	10 Birkjær, Ulrik
3	148	27.51	5.3799	149.2589	93.29	18 Madsen, Bo Stampe
4	136	25.62	5.3084	147.2749	92.05	1 Nielsen, Henrik F.
5	148	28.71	5.1550	143.0203	89.39	6 Lindberg, Henrik
6	138	28.94	4.7685	132.2969	82.69	7 Frandsen, Kim
7	152	33.80	4.4970	124.7659	77.98	2 Bach, Mads Peter
8	153	34.03	4.4960	124.7379	77.96	27 Petersen, Kristian H
9	146	33.68	4.3349	120.2679	75.17	40 Hansen, Peter
10	138	32.58	4.2357	117.5160	73.45	9 Pedersen, Finn
11	122	28.89	4.2229	117.1606	73.23	19 Arnfast, Jens
12	140	33.21	4.2156	116.9575	73.10	20 Buus, Niels
13	144	36.77	3.9162	108.6521	67.91	23 Krogstrup, Thomas
14	152	40.63	3.7411	103.7925	64.87	4 Lund, Bent
15	134	37.49	3.5743	99.1650	61.98	34 Jensen, Michael
16	132	37.03	3.5647	98.8984	61.81	29 Larsen, Nikolaj
17	144	40.64	3.5433	98.3055	61.44	22 Jensen, Allan
18	125	35.48	3.5231	97.7452	61.09	38 Eriksen, Kristian
19	146	42.19	3.4605	96.0091	60.01	42 Kjeldsen, Claus
20	131	38.15	3.4338	95.2677	59.54	16 Schultz, Jakob
21	132	39.97	3.3025	91.6239	57.26	33 Slaarup, Jesper Thor
22	101	33.70	2.9970	83.1497	51.97	28 Frederiksen, Rene

PRODUCTION -- Overall Stage Results

TopGuns Challenge

Printed September 7, 2008 at 19:05



Stage 7 -- BSM7

	PTS	TIME	HIT FACTOR	STAGE POINTS	STAGE PERCENT	COMPETITOR # Name
1	148	26.00	5.6923	160.0000	100.00	17 Hagemann, Lars
2	152	26.73	5.6865	159.8366	99.90	8 Rømer, Jack
3	146	27.46	5.3168	149.4459	93.40	24 Davis, Peter
4	140	31.61	4.4290	124.4902	77.81	14 Heidelberg, Carsten
5	140	34.38	4.0721	114.4600	71.54	15 Kandelsdorff, René
6	130	33.73	3.8541	108.3325	67.71	41 Andersen, Thomas
7	133	35.93	3.7016	104.0462	65.03	32 Bonde, Torben
8	138	40.69	3.3915	95.3286	59.58	35 Jacobsen, Peter Lund
9	132	46.88	2.8157	79.1440	49.46	11 Magnusson, Pontus M.
10	56	38.12	1.4690	41.2921	25.81	25 Nørgaard, Jens Erik

OPEN -- Overall Stage Results

TopGuns Challenge

Printed September 7, 2008 at 19:05



Stage 8 -- BSM8

	PTS	TIME	HIT FACTOR	STAGE POINTS	STAGE PERCENT	COMPETITOR # Name
1	77	11.23	6.8566	80.0000	100.00	36 Pedersen, Frants
2	70	11.79	5.9372	69.2729	86.59	5 Franta, Steen
3	76	13.81	5.5033	64.2094	80.26	39 Andersen, Tim
4	74	14.68	5.0409	58.8145	73.52	12 Sørensen, Karsten
5	64	13.99	4.5747	53.3754	66.72	37 Knudsen, Keld
6	65	14.60	4.4521	51.9445	64.93	30 Svendsen, KB

STANDARD -- Overall Stage Results

TopGuns Challenge

Printed September 7, 2008 at 19:05



Stage 8 -- BSM8

	PTS	TIME	HIT FACTOR	STAGE POINTS	STAGE PERCENT	COMPETITOR # Name
1	76	12.00	6.3333	80.0000	100.00	18 Madsen, Bo Stampe
2	78	13.52	5.7692	72.8745	91.09	10 Birkjær, Ulrik
3	70	12.23	5.7236	72.2985	90.37	3 Thomsen, Christian
4	70	13.13	5.3313	67.3428	84.18	6 Lindberg, Henrik
5	70	13.26	5.2790	66.6825	83.35	1 Nielsen, Henrik F.
6	66	14.64	4.5082	56.9456	71.18	19 Arnfast, Jens
7	70	15.81	4.4276	55.9273	69.91	27 Petersen, Kristian H
8	70	16.55	4.2296	53.4266	66.78	9 Pedersen, Finn
9	66	15.64	4.2199	53.3046	66.63	7 Frandsen, Kim
10	74	18.33	4.0371	50.9949	63.74	16 Schultz, Jakob
11	68	16.90	4.0237	50.8253	63.53	20 Buus, Niels
12	72	18.27	3.9409	49.7796	62.22	4 Lund, Bent
13	72	18.33	3.9280	49.6167	62.02	22 Jensen, Allan
14	68	17.39	3.9103	49.3932	61.74	40 Hansen, Peter
15	62	15.86	3.9092	49.3794	61.72	29 Larsen, Nikolaj
16	74	19.34	3.8263	48.3318	60.41	42 Kjeldsen, Claus
17	64	18.03	3.5496	44.8376	56.05	23 Krogstrup, Thomas
18	68	20.33	3.3448	42.2502	52.81	33 Slaarup, Jesper Thor
19	53	16.34	3.2436	40.9715	51.21	2 Bach, Mads Peter
20	72	25.30	2.8458	35.9476	44.93	38 Eriksen, Kristian
21	56	21.68	2.5830	32.6277	40.78	34 Jensen, Michael
22	43	17.17	2.5044	31.6341	39.54	28 Frederiksen, Rene

PRODUCTION -- Overall Stage Results

TopGuns Challenge

Printed September 7, 2008 at 19:05



Stage 8 -- BSM8

	PTS	TIME	HIT FACTOR	STAGE POINTS	STAGE PERCENT	COMPETITOR # Name
1	74	12.31	6.0114	80.0000	100.00	17 Hagemann, Lars
2	76	13.15	5.7795	76.9138	96.14	8 Rømer, Jack
3	72	14.75	4.8814	64.9616	81.20	24 Davis, Peter
4	74	16.38	4.5177	60.1221	75.15	15 Kandelsdorff, René
5	72	16.42	4.3849	58.3547	72.94	14 Heidelberg, Carsten
6	62	17.31	3.5817	47.6662	59.58	41 Andersen, Thomas
7	64	17.91	3.5734	47.5555	59.44	32 Bonde, Torben
8	60	19.60	3.0612	40.7391	50.92	35 Jacobsen, Peter Lund
9	72	25.67	2.8048	37.3270	46.66	11 Magnusson, Pontus M.
10	34	19.55	1.7391	23.1445	28.93	25 Nørgaard, Jens Erik

OPEN -- Overall Stage Results

TopGuns Challenge

Printed September 7, 2008 at 19:05



Stage 9 -- BSM9

	PTS	TIME	HIT FACTOR	STAGE POINTS	STAGE PERCENT	COMPETITOR # Name
1	98	15.05	6.5116	100.0000	100.00	36 Pedersen, Frants
2	92	15.44	5.9585	91.5063	91.51	5 Franta, Steen
3	94	16.43	5.7212	87.8619	87.86	37 Knudsen, Keld
4	98	17.60	5.5682	85.5114	85.51	30 Svendsen, KB
5	74	15.20	4.8684	74.7650	74.77	12 Sørensen, Karsten
6	93	19.83	4.6899	72.0229	72.02	39 Andersen, Tim

STANDARD -- Overall Stage Results

TopGuns Challenge

Printed September 7, 2008 at 19:05



Stage 9 -- BSM9

	PTS	TIME	HIT FACTOR	STAGE POINTS	STAGE PERCENT	COMPETITOR # Name
1	96	14.99	6.4043	100.0000	100.00	3 Thomsen, Christian
2	94	16.23	5.7917	90.4357	90.44	18 Madsen, Bo Stampe
3	94	17.60	5.3409	83.3961	83.40	10 Birkjær, Ulrik
4	88	17.01	5.1734	80.7809	80.78	6 Lindberg, Henrik
5	84	17.02	4.9354	77.0637	77.06	1 Nielsen, Henrik F.
6	84	18.21	4.6129	72.0277	72.03	19 Arnfast, Jens
7	92	20.59	4.4682	69.7689	69.77	27 Petersen, Kristian H
8	94	21.45	4.3823	68.4275	68.43	29 Larsen, Nikolaj
9	80	19.50	4.1026	64.0598	64.06	7 Frandsen, Kim
10	88	21.87	4.0238	62.8296	62.83	23 Krogstrup, Thomas
11	86	21.77	3.9504	61.6837	61.68	40 Hansen, Peter
12	90	23.32	3.8593	60.2621	60.26	22 Jensen, Allan
13	77	20.08	3.8347	59.8766	59.88	20 Buus, Niels
14	80	21.51	3.7192	58.0738	58.07	9 Pedersen, Finn
15	88	24.18	3.6394	56.8273	56.83	16 Schultz, Jakob
16	92	25.30	3.6364	56.7803	56.78	4 Lund, Bent
17	73	20.31	3.5943	56.1233	56.12	34 Jensen, Michael
18	94	27.26	3.4483	53.8434	53.84	2 Bach, Mads Peter
19	90	29.34	3.0675	47.8975	47.90	42 Kjeldsen, Claus
20	90	29.96	3.0040	46.9063	46.91	38 Eriksen, Kristian
21	61	23.92	2.5502	39.8198	39.82	28 Frederiksen, Rene
22	58	24.19	2.3977	37.4389	37.44	33 Slaarup, Jesper Thor

PRODUCTION -- Overall Stage Results

TopGuns Challenge

Printed September 7, 2008 at 19:05



Stage 9 -- BSM9

	PTS	TIME	HIT FACTOR	STAGE POINTS	STAGE PERCENT	COMPETITOR # Name
1	96	16.09	5.9664	100.0000	100.00	8 Rømer, Jack
2	90	15.65	5.7508	96.3858	96.39	17 Hagemann, Lars
3	94	17.57	5.3500	89.6687	89.67	24 Davis, Peter
4	84	19.39	4.3321	72.6083	72.61	14 Heidelberg, Carsten
5	80	19.67	4.0671	68.1664	68.17	15 Kandelsdorff, René
6	92	24.26	3.7923	63.5597	63.56	32 Bonde, Torben
7	61	22.29	2.7367	45.8674	45.87	35 Jacobsen, Peter Lund
8	84	31.21	2.6914	45.1097	45.11	11 Magnusson, Pontus M.
9	63	24.32	2.5905	43.4172	43.42	41 Andersen, Thomas
10	10	23.49	0.4257	7.1351	7.14	25 Nørgaard, Jens Erik

OPEN -- Overall Stage Results

TopGuns Challenge

Printed September 7, 2008 at 19:05



Stage 10 -- HFN10

	PTS	TIME	HIT FACTOR	STAGE POINTS	STAGE PERCENT	COMPETITOR # Name
1	146	24.32	6.0033	160.0000	100.00	37 Knudsen, Keld
2	136	23.09	5.8900	156.9805	98.11	12 Sørensen, Karsten
3	115	20.05	5.7357	152.8671	95.54	36 Pedersen, Frants
4	140	25.43	5.5053	146.7278	91.70	5 Franta, Steen
5	139	27.75	5.0090	133.5004	83.44	39 Andersen, Tim
6	143	32.83	4.3558	116.0903	72.56	30 Svendsen, KB

STANDARD -- Overall Stage Results

TopGuns Challenge

Printed September 7, 2008 at 19:05



Stage 10 -- HFN10

	PTS	TIME	HIT FACTOR	STAGE POINTS	STAGE PERCENT	COMPETITOR # Name
1	148	24.18	6.1208	160.0000	100.00	3 Thomsen, Christian
2	150	25.01	5.9976	156.7805	97.99	18 Madsen, Bo Stampe
3	154	27.17	5.6680	148.1650	92.60	19 Arnfast, Jens
4	148	27.64	5.3546	139.9711	87.48	10 Birkjær, Ulrik
5	134	25.04	5.3514	139.8895	87.43	1 Nielsen, Henrik F.
6	147	30.08	4.8870	127.7480	79.84	27 Petersen, Kristian H
7	130	26.86	4.8399	126.5179	79.07	20 Buus, Niels
8	120	29.18	4.1124	107.5005	67.19	28 Frederiksen, Rene
9	144	35.47	4.0598	106.1245	66.33	33 Slaarup, Jesper Thor
10	95	24.10	3.9419	103.0436	64.40	6 Lindberg, Henrik
11	126	34.05	3.7004	96.7315	60.46	40 Hansen, Peter
12	125	34.21	3.6539	95.5150	59.70	4 Lund, Bent
13	138	37.99	3.6325	94.9564	59.35	9 Pedersen, Finn
14	150	41.37	3.6258	94.7808	59.24	22 Jensen, Allan
15	119	33.01	3.6050	94.2358	58.90	7 Frandsen, Kim
16	144	40.31	3.5723	93.3822	58.36	23 Krogstrup, Thomas
17	144	41.44	3.4749	90.8359	56.77	2 Bach, Mads Peter
18	126	36.35	3.4663	90.6110	56.63	29 Larsen, Nikolaj
19	154	49.22	3.1288	81.7888	51.12	16 Schultz, Jakob
20	91	37.27	2.4416	63.8258	39.89	38 Eriksen, Kristian
21	128	60.53	2.1147	55.2782	34.55	34 Jensen, Michael

PRODUCTION -- Overall Stage Results

TopGuns Challenge

Printed September 7, 2008 at 19:05



Stage 10 -- HFN10

	PTS	TIME	HIT FACTOR	STAGE POINTS	STAGE PERCENT	COMPETITOR # Name
1	142	25.71	5.5231	160.0000	100.00	24 Davis, Peter
2	154	30.66	5.0228	145.5065	90.94	8 Rømer, Jack
3	150	32.04	4.6816	135.6227	84.76	14 Heidelberg, Carsten
4	125	28.30	4.4170	127.9550	79.97	17 Hagemann, Lars
5	114	28.55	3.9930	115.6731	72.30	41 Andersen, Thomas
6	137	34.97	3.9176	113.4903	70.93	15 Kandelsdorff, René
7	125	36.03	3.4693	100.5031	62.81	32 Bonde, Torben
8	109	31.95	3.4116	98.8301	61.77	35 Jacobsen, Peter Lund
9	142	60.49	2.3475	68.0046	42.50	11 Magnusson, Pontus M.
10	65	50.88	1.2775	37.0084	23.13	25 Nørgaard, Jens Erik

OPEN -- Overall Stage Results

TopGuns Challenge

Printed September 7, 2008 at 19:05



Stage 11 -- HFN11

	PTS	TIME	HIT FACTOR	STAGE POINTS	STAGE PERCENT	COMPETITOR # Name
1	87	8.59	10.1281	100.0000	100.00	36 Pedersen, Frants
2	92	10.52	8.7452	86.3467	86.35	37 Knudsen, Keld
3	95	11.08	8.5740	84.6560	84.66	30 Svendsen, KB
4	93	11.85	7.8481	77.4887	77.49	12 Sørensen, Karsten
5	91	11.68	7.7911	76.9259	76.93	39 Andersen, Tim
6	90	14.24	6.3202	62.4031	62.40	5 Franta, Steen

STANDARD -- Overall Stage Results

TopGuns Challenge

Printed September 7, 2008 at 19:05




Stage 11 -- HFN11

	PTS	TIME	HIT FACTOR	STAGE POINTS	STAGE PERCENT	COMPETITOR # Name
1	96	11.10	8.6486	100.0000	100.00	18 Madsen, Bo Stampe
2	88	11.17	7.8782	91.0922	91.09	20 Buus, Niels
3	86	11.51	7.4718	86.3923	86.39	6 Lindberg, Henrik
4	90	12.15	7.4074	85.6481	85.65	3 Thomsen, Christian
5	92	13.01	7.0715	81.7640	81.76	1 Nielsen, Henrik F.
6	96	14.00	6.8571	79.2857	79.29	7 Frandsen, Kim
7	96	14.18	6.7701	78.2793	78.28	4 Lund, Bent
8	94	14.49	6.4872	75.0086	75.01	33 Slaarup, Jesper Thor
9	76	11.80	6.4407	74.4703	74.47	10 Birkjær, Ulrik
10	80	12.53	6.3847	73.8228	73.82	19 Arnfast, Jens
11	90	14.54	6.1898	71.5698	71.57	9 Pedersen, Finn
12	91	16.63	5.4720	63.2704	63.27	27 Petersen, Kristian H
13	98	17.96	5.4566	63.0916	63.09	16 Schultz, Jakob
14	86	15.99	5.3784	62.1873	62.19	40 Hansen, Peter
15	84	16.24	5.1724	59.8060	59.81	28 Frederiksen, Rene
16	94	18.35	5.1226	59.2303	59.23	22 Jensen, Allan
17	98	19.32	5.0725	58.6504	58.65	29 Larsen, Nikolaj
18	88	19.52	4.5082	52.1260	52.13	23 Krogstrup, Thomas
19	90	20.60	4.3689	50.5158	50.52	2 Bach, Mads Peter
20	67	18.60	3.6022	41.6499	41.65	38 Eriksen, Kristian
21	86	23.91	3.5968	41.5882	41.59	34 Jensen, Michael

PRODUCTION -- Overall Stage Results

TopGuns Challenge

Printed September 7, 2008 at 19:05




Stage 11 -- HFN11

	PTS	TIME	HIT FACTOR	STAGE POINTS	STAGE PERCENT	COMPETITOR # Name
1	86	9.84	8.7398	100.0000	100.00	17 Hagemann, Lars
2	96	11.83	8.1150	92.8503	92.85	8 Rømer, Jack
3	86	13.48	6.3798	72.9970	73.00	14 Heidelberg, Carsten
4	71	13.36	5.3144	60.8063	60.81	41 Andersen, Thomas
5	98	18.51	5.2944	60.5782	60.58	35 Jacobsen, Peter Lund
6	65	12.50	5.2000	59.4977	59.50	24 Davis, Peter
7	94	19.72	4.7667	54.5403	54.54	15 Kandelsdorff, René
8	92	20.52	4.4834	51.2988	51.30	32 Bonde, Torben
9	88	19.99	4.4022	50.3694	50.37	25 Nørgaard, Jens Erik
10	90	24.26	3.7098	42.4471	42.45	11 Magnusson, Pontus M.

OPEN -- Overall Stage Results

TopGuns Challenge

Printed September 7, 2008 at 19:05



Stage 12 -- HHL12

	PTS	TIME	HIT FACTOR	STAGE POINTS	STAGE PERCENT	COMPETITOR # Name
1	151	22.76	6.6344	160.0000	100.00	36 Pedersen, Frants
2	131	24.93	5.2547	126.7256	79.20	12 Sørensen, Karsten
3	153	31.19	4.9054	118.3018	73.94	39 Andersen, Tim
4	129	27.02	4.7742	115.1383	71.96	5 Franta, Steen
5	139	30.39	4.5739	110.3061	68.94	30 Svendsen, KB
6	138	30.63	4.5054	108.6544	67.91	37 Knudsen, Keld

STANDARD -- Overall Stage Results

TopGuns Challenge

Printed September 7, 2008 at 19:05



Stage 12 -- HHL12

	PTS	TIME	HIT FACTOR	STAGE POINTS	STAGE PERCENT	COMPETITOR # Name
1	156	25.72	6.0653	160.0000	100.00	18 Madsen, Bo Stampe
2	154	28.11	5.4785	144.5194	90.32	10 Birkjær, Ulrik
3	150	28.16	5.3267	140.5157	87.82	3 Thomsen, Christian
4	150	28.51	5.2613	138.7907	86.74	27 Petersen, Kristian H
5	124	25.74	4.8174	127.0807	79.43	20 Buus, Niels
6	132	27.77	4.7533	125.3904	78.37	1 Nielsen, Henrik F.
7	154	32.55	4.7312	124.8062	78.00	4 Lund, Bent
8	146	31.59	4.6217	121.9185	76.20	40 Hansen, Peter
9	126	29.54	4.2654	112.5191	70.32	6 Lindberg, Henrik
10	140	34.60	4.0462	106.7378	66.71	33 Slaarup, Jesper Thor
11	130	33.03	3.9358	103.8248	64.89	28 Frederiksen, Rene
12	138	35.16	3.9249	103.5372	64.71	9 Pedersen, Finn
13	144	38.17	3.7726	99.5192	62.20	16 Schultz, Jakob
14	138	36.85	3.7449	98.7889	61.74	2 Bach, Mads Peter
15	128	34.21	3.7416	98.7014	61.69	19 Arnfast, Jens
16	152	44.87	3.3876	89.3622	55.85	22 Jensen, Allan
17	132	39.73	3.3224	87.6439	54.78	29 Larsen, Nikolaj
18	122	37.28	3.2725	86.3277	53.95	23 Krogstrup, Thomas
19	129	40.35	3.1970	84.3359	52.71	38 Eriksen, Kristian
20	101	33.48	3.0167	79.5797	49.74	7 Frandsen, Kim
21	112	42.82	2.6156	68.9982	43.12	34 Jensen, Michael

PRODUCTION -- Overall Stage Results

TopGuns Challenge

Printed September 7, 2008 at 19:05




Stage 12 -- HHL12

	PTS	TIME	HIT FACTOR	STAGE POINTS	STAGE PERCENT	COMPETITOR # Name
1	148	24.22	6.1107	160.0000	100.00	8 Rømer, Jack
2	148	25.08	5.9011	154.5135	96.57	17 Hagemann, Lars
3	140	25.48	5.4945	143.8669	89.92	24 Davis, Peter
4	142	29.21	4.8613	127.2885	79.56	32 Bonde, Torben
5	142	29.87	4.7539	124.4760	77.80	15 Kandelsdorff, René
6	128	31.59	4.0519	106.0945	66.31	14 Heidelberg, Carsten
7	113	32.03	3.5279	92.3749	57.73	41 Andersen, Thomas
8	123	35.11	3.5033	91.7290	57.33	35 Jacobsen, Peter Lund
9	128	52.23	2.4507	64.1686	40.11	11 Magnusson, Pontus M.
10	91	39.14	2.3250	60.8770	38.05	25 Nørgaard, Jens Erik

OPEN -- Overall Stage Results

TopGuns Challenge

Printed September 7, 2008 at 19:05



Stage 13 -- HHL13

	PTS	TIME	HIT FACTOR	STAGE POINTS	STAGE PERCENT	COMPETITOR # Name
1	150	21.35	7.0258	160.0000	100.00	36 Pedersen, Frants
2	142	20.95	6.7780	154.3586	96.47	12 Sørensen, Karsten
3	142	23.13	6.1392	139.8103	87.38	37 Knudsen, Keld
4	140	27.90	5.0179	114.2748	71.42	5 Franta, Steen
5	139	27.84	4.9928	113.7031	71.06	39 Andersen, Tim
6	72	22.85	3.1510	71.7584	44.85	30 Svendsen, KB

STANDARD -- Overall Stage Results

TopGuns Challenge

Printed September 7, 2008 at 19:05



Stage 13 -- HHL13

	PTS	TIME	HIT FACTOR	STAGE POINTS	STAGE PERCENT	COMPETITOR # Name
1	150	21.01	7.1395	160.0000	100.00	3 Thomsen, Christian
2	156	22.46	6.9457	155.6573	97.29	10 Birkjær, Ulrik
3	144	21.01	6.8539	153.6000	96.00	18 Madsen, Bo Stampe
4	138	22.79	6.0553	135.7030	84.81	20 Buus, Niels
5	150	24.82	6.0435	135.4392	84.65	6 Lindberg, Henrik
6	148	25.08	5.9011	132.2480	82.65	27 Petersen, Kristian H
7	154	26.28	5.8600	131.3258	82.08	4 Lund, Bent
8	142	25.95	5.4721	122.6326	76.65	9 Pedersen, Finn
9	136	25.30	5.3755	120.4684	75.29	7 Frandsen, Kim
10	140	26.12	5.3599	120.1184	75.07	1 Nielsen, Henrik F.
11	148	28.65	5.1658	115.7689	72.36	40 Hansen, Peter
12	130	26.27	4.9486	110.9017	69.31	19 Arnfast, Jens
13	138	28.12	4.9075	109.9812	68.74	28 Frederiksen, Rene
14	154	32.22	4.7796	107.1149	66.95	2 Bach, Mads Peter
15	150	31.63	4.7423	106.2789	66.42	38 Eriksen, Kristian
16	146	32.91	4.4363	99.4214	62.14	29 Larsen, Nikolaj
17	138	31.64	4.3616	97.7456	61.09	34 Jensen, Michael
18	146	35.49	4.1138	92.1938	57.62	23 Krogstrup, Thomas
19	121	30.49	3.9685	88.9371	55.59	33 Slaarup, Jesper Thor
20	132	33.61	3.9274	88.0157	55.01	16 Schultz, Jakob
21	132	33.71	3.9158	87.7546	54.85	22 Jensen, Allan

PRODUCTION -- Overall Stage Results

TopGuns Challenge

Printed September 7, 2008 at 19:05



Stage 13 -- HHL13

	PTS	TIME	HIT FACTOR	STAGE POINTS	STAGE PERCENT	COMPETITOR # Name
1	142	21.59	6.5771	160.0000	100.00	24 Davis, Peter
2	146	22.67	6.4402	156.6699	97.92	8 Rømer, Jack
3	146	24.10	6.0581	147.3737	92.11	17 Hagemann, Lars
4	140	27.50	5.0909	123.8453	77.40	14 Heidelberg, Carsten
5	132	26.15	5.0478	122.7966	76.75	15 Kandelsdorff, René
6	140	28.08	4.9858	121.2873	75.80	32 Bonde, Torben
7	121	30.52	3.9646	96.4462	60.28	35 Jacobsen, Peter Lund
8	113	31.09	3.6346	88.4183	55.26	25 Nørgaard, Jens Erik
9	109	34.65	3.1457	76.5257	47.83	41 Andersen, Thomas
10	116	43.92	2.6412	64.2510	40.16	11 Magnusson, Pontus M.

OPEN -- Overall Stage Results

TopGuns Challenge

Printed September 7, 2008 at 19:05



Stage 14 -- BSM14

	PTS	TIME	HIT FACTOR	STAGE POINTS	STAGE PERCENT	COMPETITOR # Name
1	139	17.96	7.7394	150.0000	100.00	36 Pedersen, Frants
2	143	22.46	6.3669	123.3983	82.27	5 Franta, Steen
3	131	22.06	5.9383	115.0929	76.73	30 Svendsen, KB
4	132	23.31	5.6628	109.7525	73.17	39 Andersen, Tim
5	118	22.17	5.3225	103.1571	68.77	12 Sørensen, Karsten
6	116	22.78	5.0922	98.6932	65.80	37 Knudsen, Keld

STANDARD -- Overall Stage Results

TopGuns Challenge

Printed September 7, 2008 at 19:05



Stage 14 -- BSM14

	PTS	TIME	HIT FACTOR	STAGE POINTS	STAGE PERCENT	COMPETITOR # Name
1	132	19.91	6.6298	150.0000	100.00	3 Thomsen, Christian
2	122	21.30	5.7277	129.5892	86.39	1 Nielsen, Henrik F.
3	138	24.34	5.6697	128.2765	85.52	6 Lindberg, Henrik
4	145	25.60	5.6641	128.1494	85.43	27 Petersen, Kristian H
5	101	18.94	5.3326	120.6507	80.43	18 Madsen, Bo Stampe
6	122	24.00	5.0833	115.0104	76.67	19 Arnfast, Jens
7	130	25.92	5.0154	113.4742	75.65	9 Pedersen, Finn
8	136	28.94	4.6994	106.3234	70.88	40 Hansen, Peter
9	122	26.13	4.6690	105.6353	70.42	10 Birkjær, Ulrik
10	140	30.25	4.6281	104.7107	69.81	38 Eriksen, Kristian
11	123	27.50	4.4727	101.1955	67.46	2 Bach, Mads Peter
12	134	30.20	4.4371	100.3891	66.93	20 Buus, Niels
13	126	28.53	4.4164	99.9211	66.61	28 Frederiksen, Rene
14	138	32.89	4.1958	94.9301	63.29	4 Lund, Bent
15	124	30.59	4.0536	91.7130	61.14	16 Schultz, Jakob
16	97	24.03	4.0366	91.3286	60.89	7 Frandsen, Kim
17	132	33.58	3.9309	88.9369	59.29	22 Jensen, Allan
18	107	28.07	3.8119	86.2442	57.50	23 Krogstrup, Thomas
19	100	28.40	3.5211	79.6655	53.11	34 Jensen, Michael
20	120	35.01	3.4276	77.5493	51.70	29 Larsen, Nikolaj
21	87	32.17	2.7044	61.1867	40.79	33 Slaarup, Jesper Thor

PRODUCTION -- Overall Stage Results

TopGuns Challenge

Printed September 7, 2008 at 19:05




Stage 14 -- BSM14

	PTS	TIME	HIT FACTOR	STAGE POINTS	STAGE PERCENT	COMPETITOR # Name
1	136	20.81	6.5353	150.0000	100.00	8 Rømer, Jack
2	126	19.96	6.3126	144.8887	96.59	24 Davis, Peter
3	115	19.92	5.7731	132.5052	88.34	17 Hagemann, Lars
4	142	28.56	4.9720	114.1181	76.08	32 Bonde, Torben
5	130	26.40	4.9242	113.0222	75.35	15 Kandelsdorff, René
6	128	28.05	4.5633	104.7373	69.82	14 Heidelberg, Carsten
7	114	32.35	3.5240	80.8826	53.92	35 Jacobsen, Peter Lund
8	136	38.60	3.5233	80.8679	53.91	11 Magnusson, Pontus M.
9	101	36.57	2.7618	63.3900	42.26	25 Nørgaard, Jens Erik
10	54	29.38	1.8380	42.1858	28.12	41 Andersen, Thomas

OPEN -- Overall Stage Results

TopGuns Challenge

Printed September 7, 2008 at 19:05



Stage 15 -- BSM15

	PTS	TIME	HIT FACTOR	STAGE POINTS	STAGE PERCENT	COMPETITOR # Name
1	76	9.27	8.1985	80.0000	100.00	36 Pedersen, Frants
2	76	10.78	7.0501	68.7941	85.99	39 Andersen, Tim
3	70	10.89	6.4279	62.7229	78.40	12 Sørensen, Karsten
4	70	11.02	6.3521	61.9830	77.48	5 Franta, Steen
5	60	10.57	5.6764	55.3901	69.24	37 Knudsen, Keld
6	65	13.23	4.9131	47.9413	59.93	30 Svendsen, KB

STANDARD -- Overall Stage Results

TopGuns Challenge

Printed September 7, 2008 at 19:05



Stage 15 -- BSM15

	PTS	TIME	HIT FACTOR	STAGE POINTS	STAGE PERCENT	COMPETITOR # Name
1	70	10.46	6.6922	80.0000	100.00	10 Birkjær, Ulrik
2	60	9.30	6.4516	77.1244	96.41	18 Madsen, Bo Stampe
3	76	12.29	6.1839	73.9240	92.40	3 Thomsen, Christian
4	68	11.14	6.1041	72.9705	91.21	6 Lindberg, Henrik
5	68	11.45	5.9389	70.9949	88.74	4 Lund, Bent
6	76	13.05	5.8238	69.6188	87.02	9 Pedersen, Finn
7	66	11.55	5.7143	68.3102	85.39	19 Arnfast, Jens
8	76	13.92	5.4598	65.2677	81.58	27 Petersen, Kristian H
9	70	12.96	5.4012	64.5679	80.71	2 Bach, Mads Peter
10	50	9.44	5.2966	63.3172	79.15	1 Nielsen, Henrik F.
11	70	13.95	5.0179	59.9857	74.98	20 Buus, Niels
12	72	14.45	4.9827	59.5646	74.46	40 Hansen, Peter
13	74	15.03	4.9235	58.8568	73.57	38 Eriksen, Kristian
14	62	14.55	4.2612	50.9392	63.67	16 Schultz, Jakob
15	60	14.15	4.2403	50.6895	63.36	29 Larsen, Nikolaj
16	56	13.83	4.0492	48.4049	60.51	23 Krogstrup, Thomas
17	60	14.83	4.0459	48.3653	60.46	7 Frandsen, Kim
18	48	14.70	3.2653	39.0344	48.79	28 Frederiksen, Rene
19	54	18.43	2.9300	35.0261	43.78	22 Jensen, Allan
20	62	21.56	2.8757	34.3769	42.97	34 Jensen, Michael
21	28	13.47	2.0787	24.8493	31.06	33 Slaarup, Jesper Thor

PRODUCTION -- Overall Stage Results

TopGuns Challenge

Printed September 7, 2008 at 19:05



Stage 15 -- BSM15

	PTS	TIME	HIT FACTOR	STAGE POINTS	STAGE PERCENT	COMPETITOR # Name
1	72	10.34	6.9632	80.0000	100.00	8 Rømer, Jack
2	72	11.07	6.5041	74.7245	93.41	17 Hagemann, Lars
3	68	11.08	6.1372	70.5094	88.14	24 Davis, Peter
4	72	13.48	5.3412	61.3650	76.71	14 Heidelberg, Carsten
5	66	13.12	5.0305	57.7947	72.24	32 Bonde, Torben
6	47	12.07	3.8940	44.7372	55.92	41 Andersen, Thomas
7	72	20.56	3.5019	40.2335	50.29	11 Magnusson, Pontus M.
8	47	16.10	2.9193	33.5390	41.92	25 Nørgaard, Jens Erik
9	19	12.84	1.4798	17.0007	21.25	15 Kandelsdorff, René
10	12	14.97	0.8016	9.2095	11.51	35 Jacobsen, Peter Lund

TopGuns Challenge

Printed September 7, 2008 at 19:05



Disqualified Shooters

No.	Name
------------	-------------

13	Rittig, Claus
21	Saxhøj, Ulrik
31	Jensen, Christian D