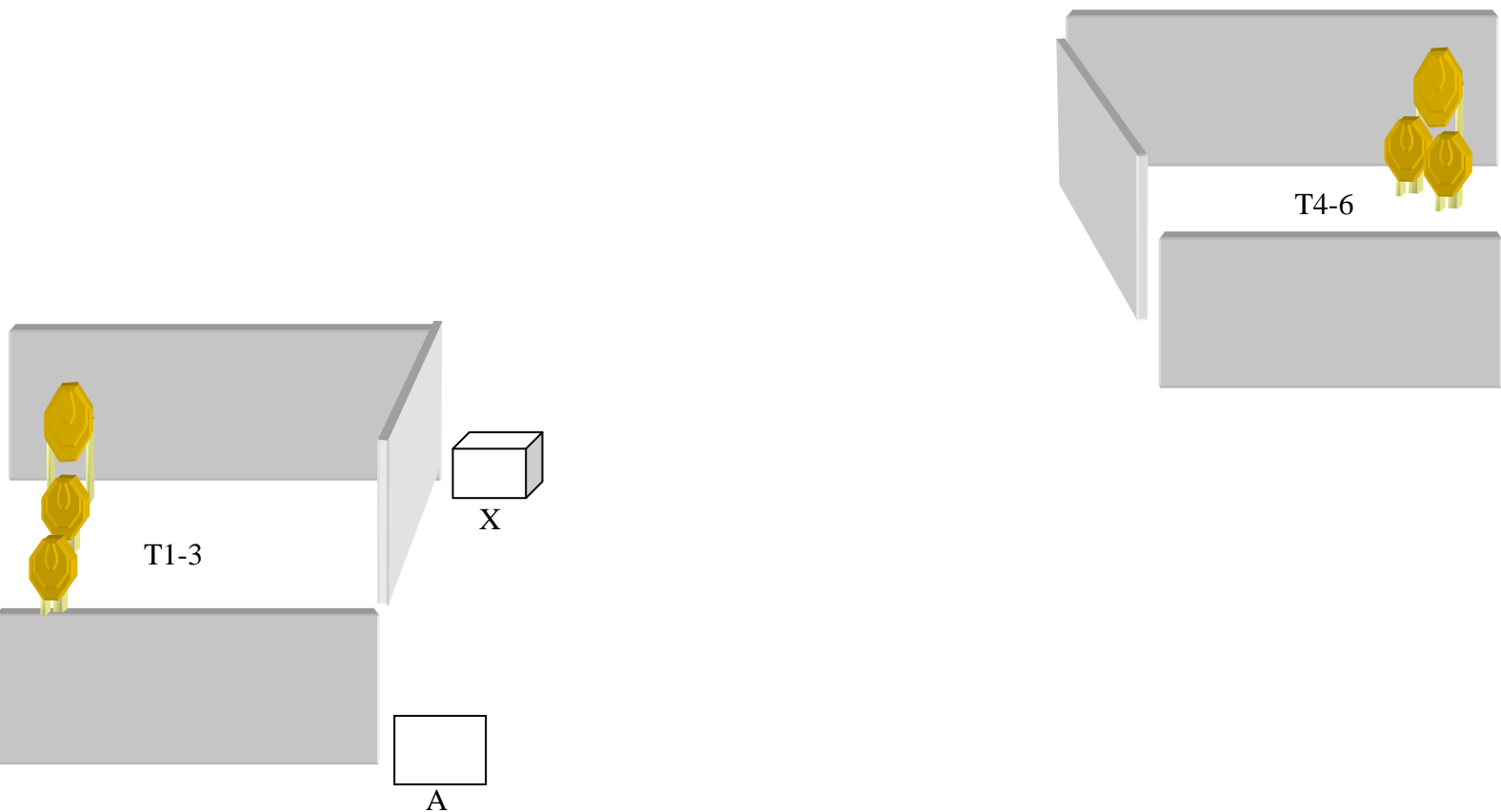
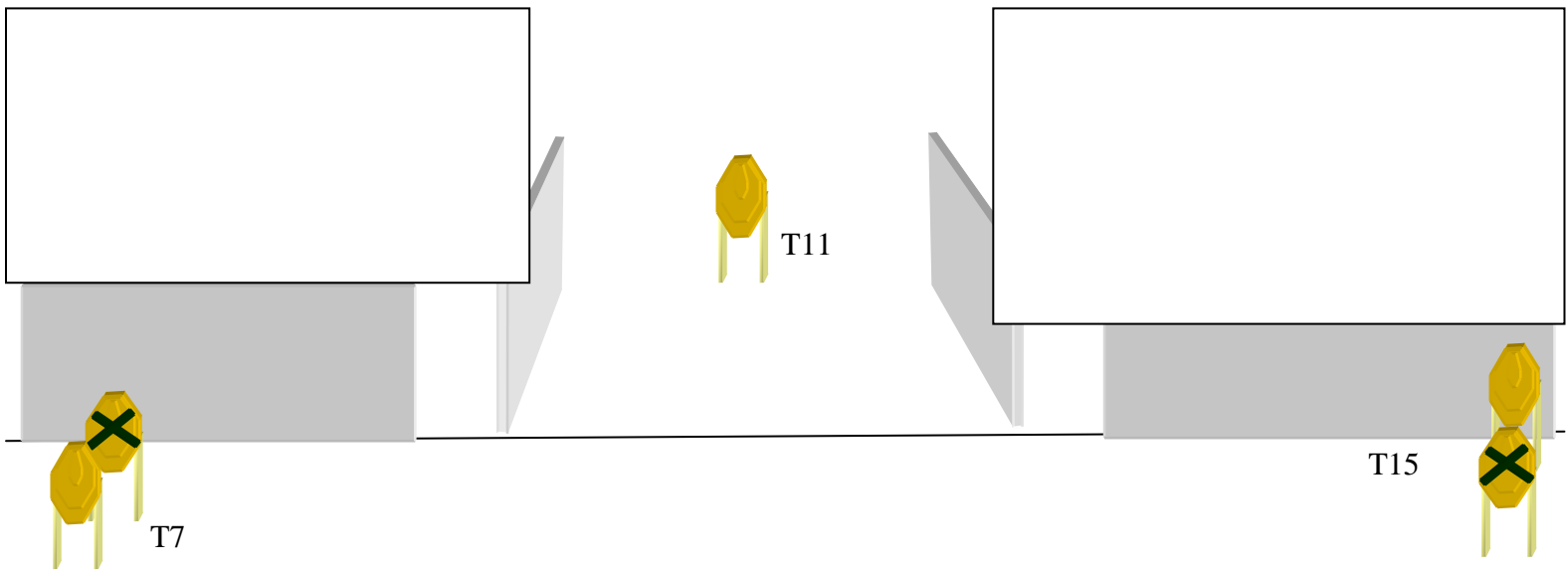
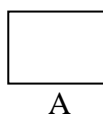
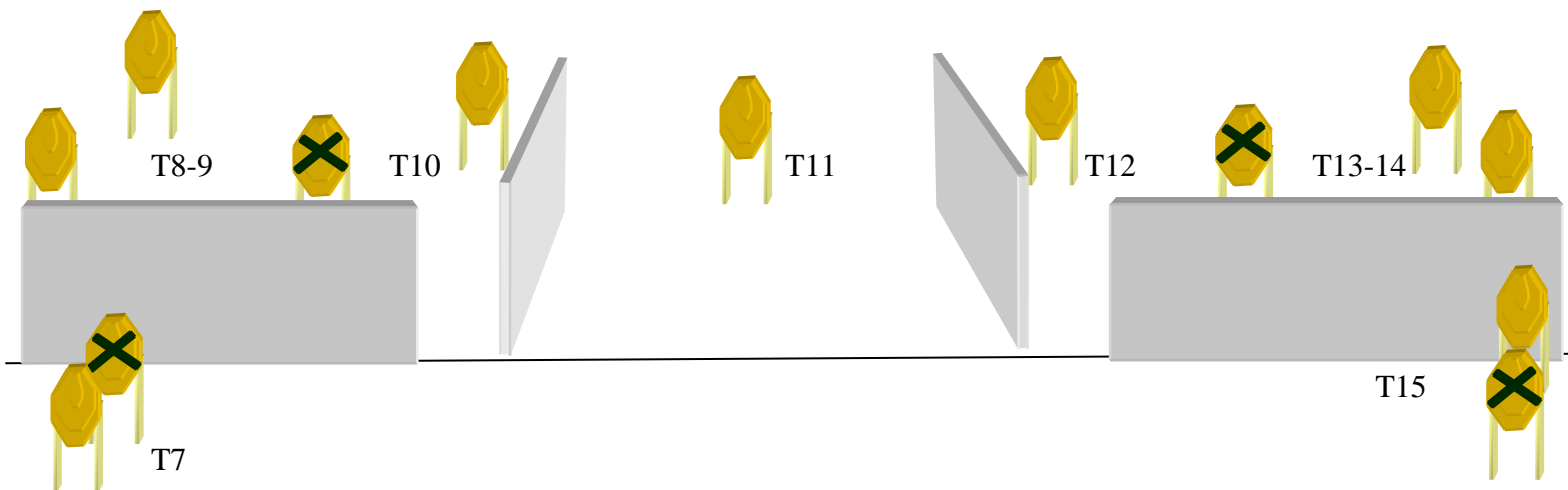


Stage number:	Lør A		Designer: HFN
Scoring method:	Comstock	Distances: 5 – 35 meters	
Targets:	15 targets, penalty targets		
Min. rounds/Max. points:	30/150		
Start position:	Standing relaxed in box A		
Time starts:	Audible signal		
Time stops:	Last shot		
Penalties:	Per latest edition rulebook. All paper targets require two hits.		
Procedure:	On signal engage targets Free Order, Free Style as they become visible.		
Safety angles:	Indicated by flags to the left and/or right of targets when applicable.		



Stage number:	Lør B		Designer: HFN
Scoring method:	Comstock	Distances: 5 – 35 meters	
Targets:	9 targets, penalty targets		
Min. rounds/Max. points:	18/90		
Start position:	Standing relaxed in box A		
Time starts:	Audible signal		
Time stops:	Last shot		
Penalties:	Per latest edition rulebook. All paper targets require two hits.		
Procedure:	On signal engage targets Free Order, Free Style as they become visible. Dog skal kasse X holdes i weak hand mens T 4-7+11+15 beskydes		
Safety angles:	Indicated by flags to the left and/or right of targets when applicable.		

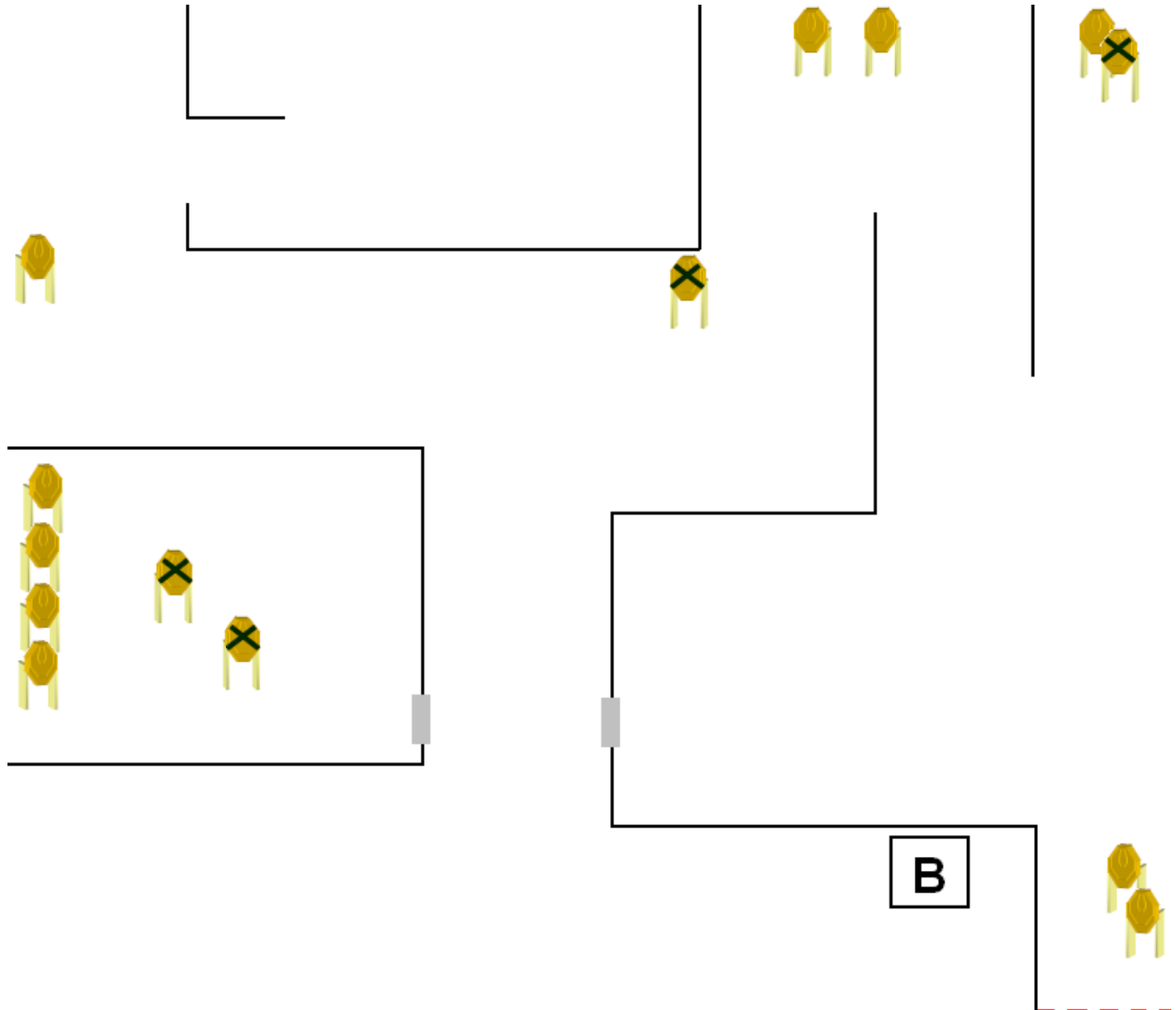


Stage number:	Lør C		Designer: HFN
Scoring method:	Comstock	Distances: 5 – 35 meters	
Targets:	9 targets, penalty targets		
Min. rounds/Max. points:	18/90		
Start position:	Standing relaxed in box A		
Time starts:	Audible signal		
Time stops:	Last shot		
Penalties:	Per latest edition rulebook. All paper targets require two hits.		
Procedure:	On signal engage targets T7-11-15 from box A (kun box A). Herefter beskydes T8-10 og T12-14 Free Order, Free Style as they become visible.		
Safety angles:	Indicated by flags to the left and/or right of targets when applicable.		





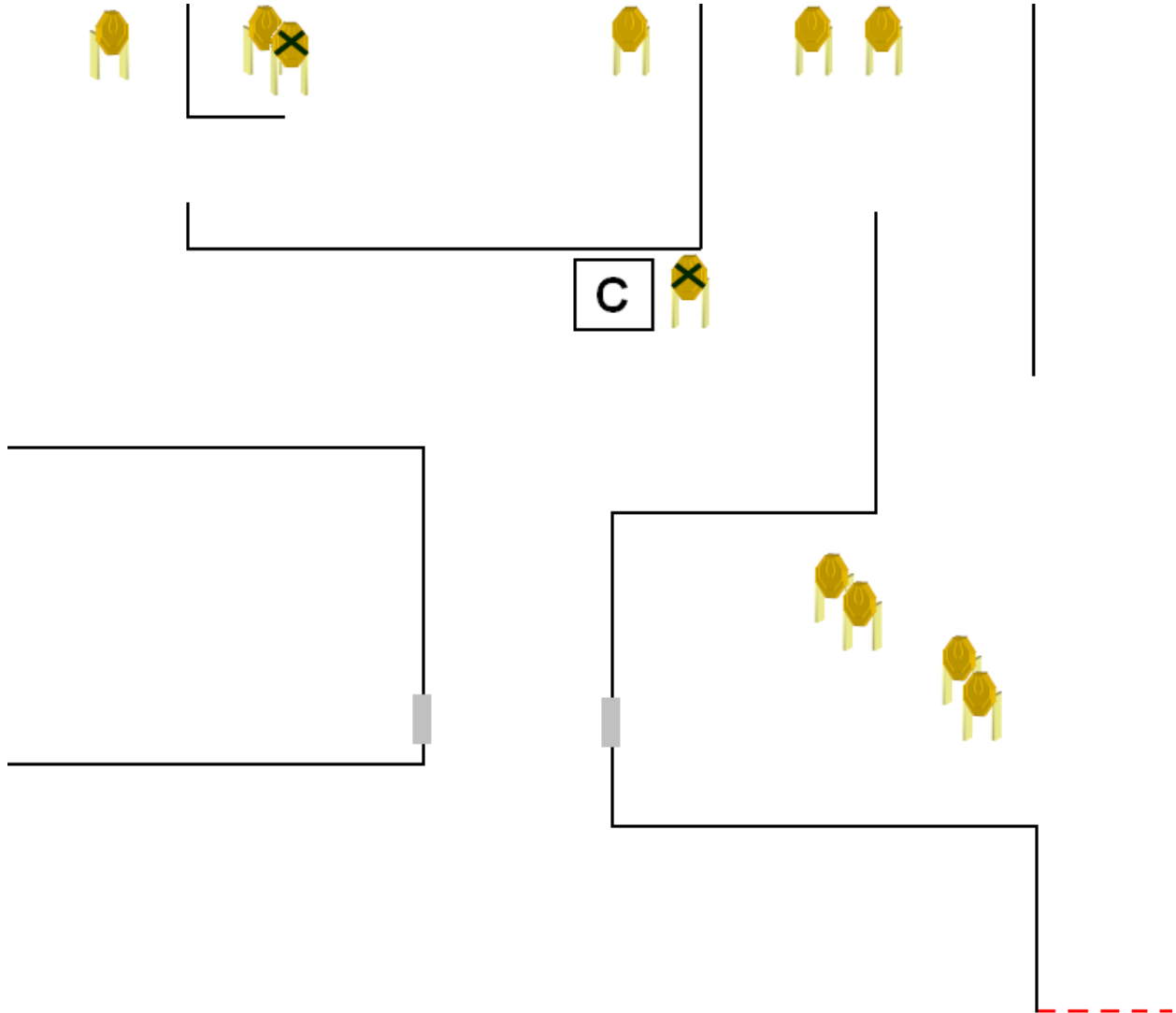
## HHL – stage 2 – TopGunsChallenge 2008



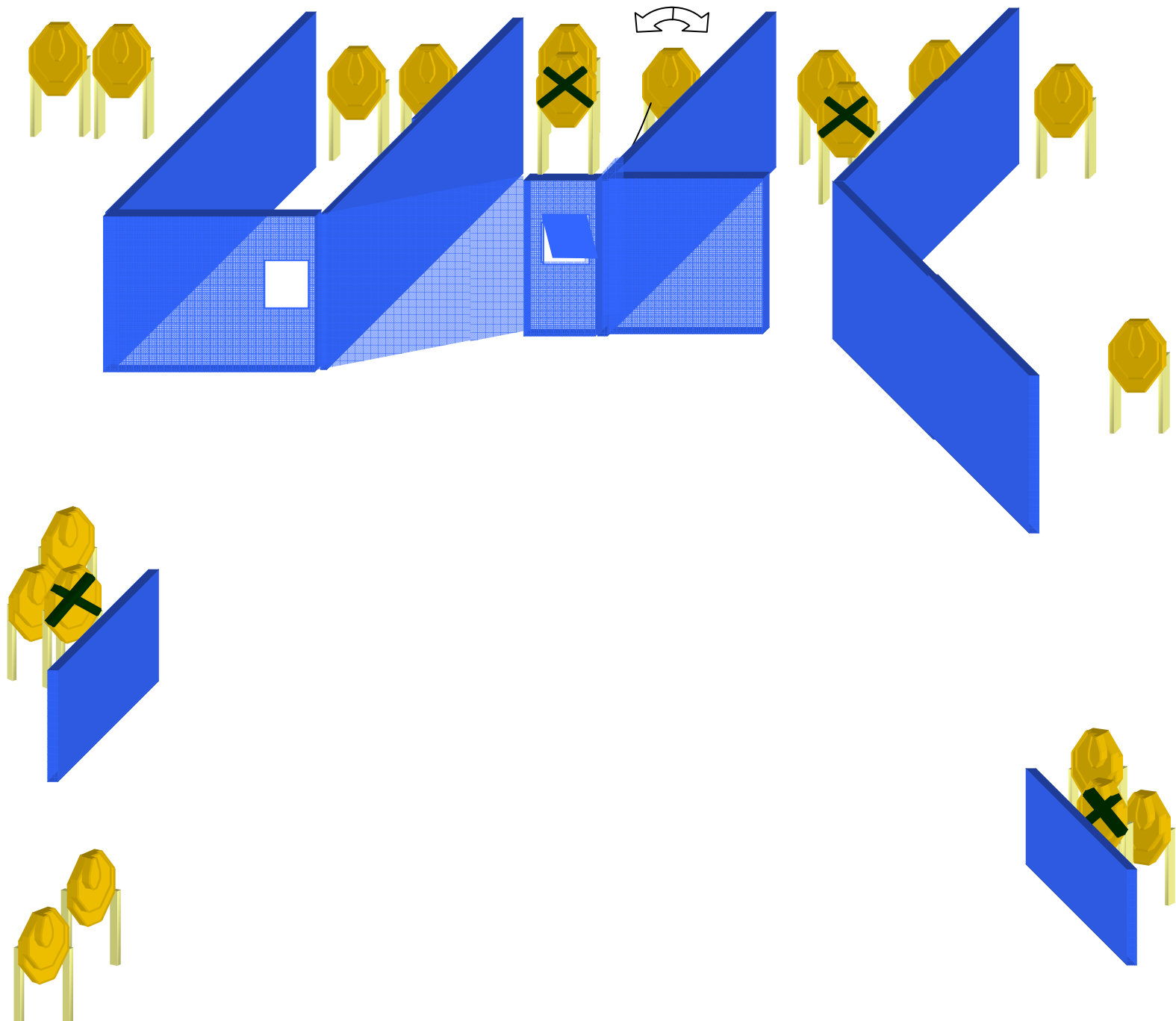
Type of Course:	Long course
Type of Scoring	Comstock
Targets:	10 classic paper targets and some no-shoots.
Minimum rounds:	20
Maximum points:	100
Start position:	Standing relaxed at B with toes touching the wood, facing downrange.
Gun state:	Gun is <b>unloaded</b> and holstered.
Time starts / stops:	On audible signal / On the last shot.
Penalties:	As per current edition IPSC Rule Book.
Safety angles:	180 degrees downrange.
Procedure:	On start signal shoot all targets as they become visible, from within the charge/fault-lines. All paper targets require a minimum of two hits.



## HHL – stage 3 – TopGunsChallenge 2008



Type of Course:	Long course
Type of Scoring	Comstock
Targets:	9 classic paper targets and some no-shoots.
Minimum rounds:	18
Maximum points:	90
Start position:	Standing relaxed at C with toes touching the wood, facing downrange.
Gun state:	Gun is loaded and holstered.
Time starts / stops:	On audible signal / On the last shot.
Penalties:	As per current edition IPSC Rule Book.
Safety angles:	180 degrees downrange.
Procedure:	On start signal shoot all targets as they become visible, from within the charge/fault-lines. All paper targets require a minimum of two hits.



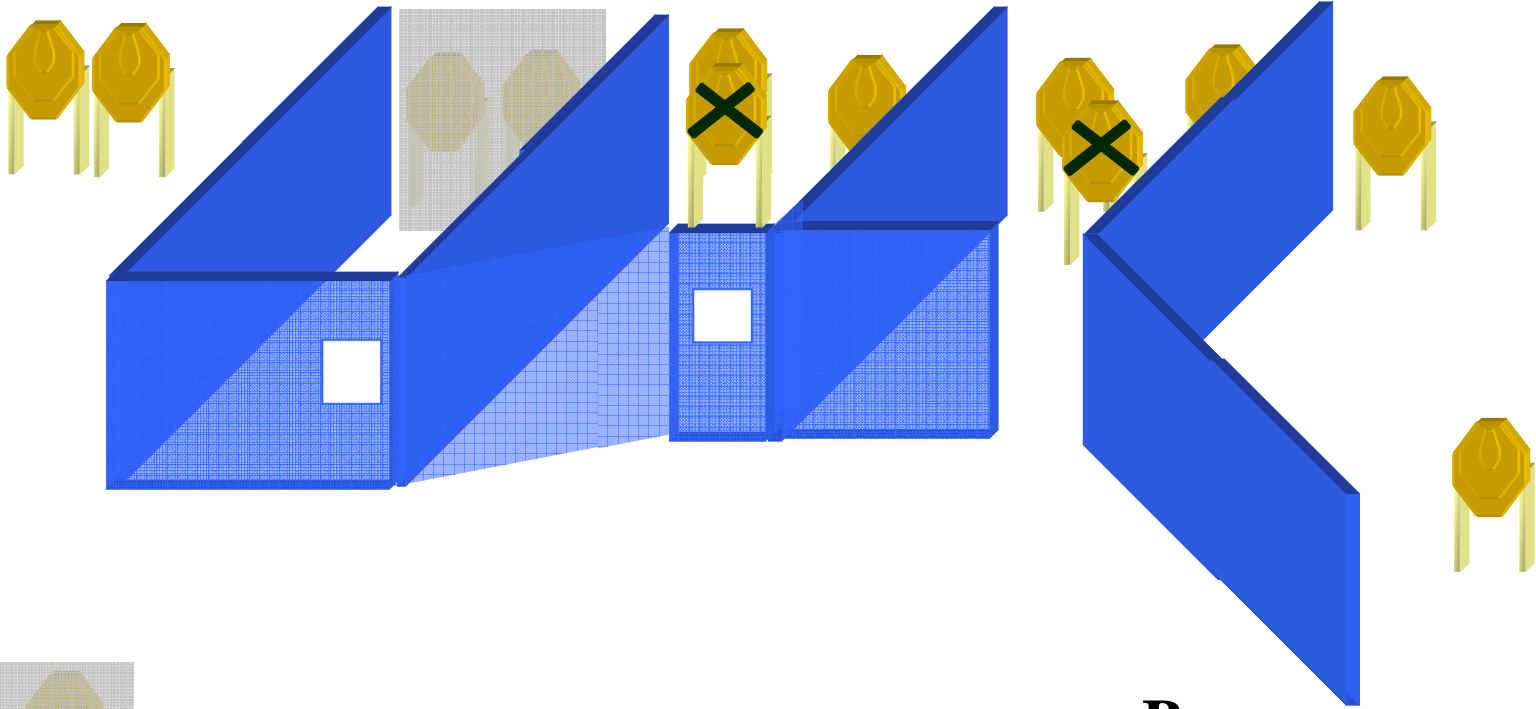
**A**

**STAGE**

Points: 160  
Rounds: 32  
Targets: 16 IPSC + Penalty Targets  
Distance: 2-20 m

Start position: Start at A. Weapon unloaded and holstered. Standing relaxed, hands at your sides, facing down range.

Procedure: On signal, engage targets as they appear. Free style, free order, from within the designated area. Opening the hatch activates swinger.



**B**

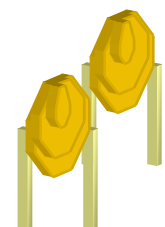




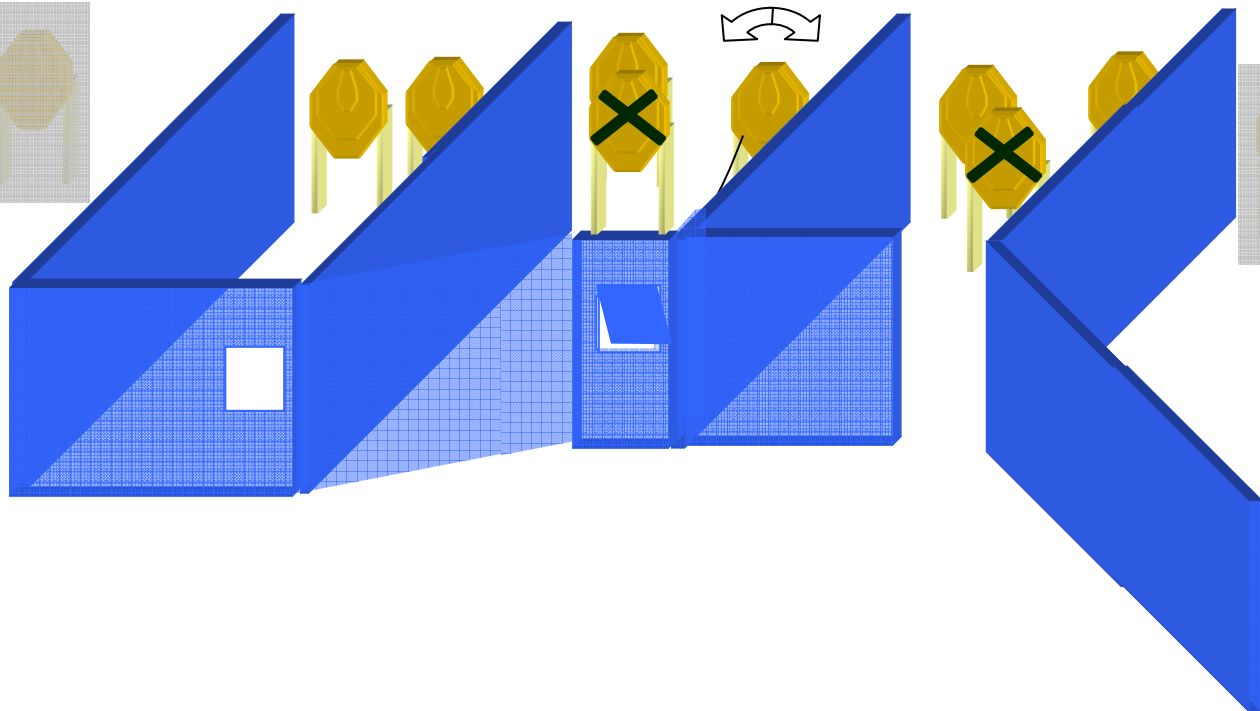

**STAGE**

Points: 80  
Rounds: 16  
Targets: 8 IPSC + Penalty Targets  
Distance: 5-12 m

Start position: Start at B. Weapon loaded and holstered. Standing relaxed, hands at your sides, facing down range.

Procedure: On signal, engage targets as they appear. Free style, free order, from within the designated area.





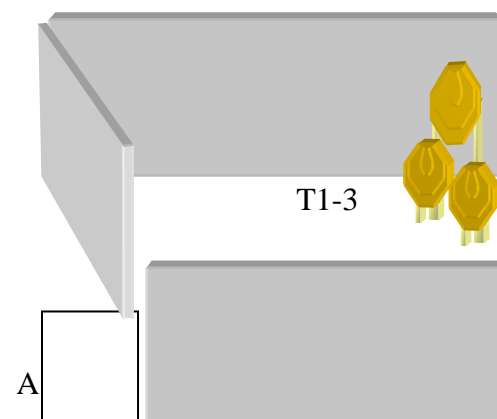
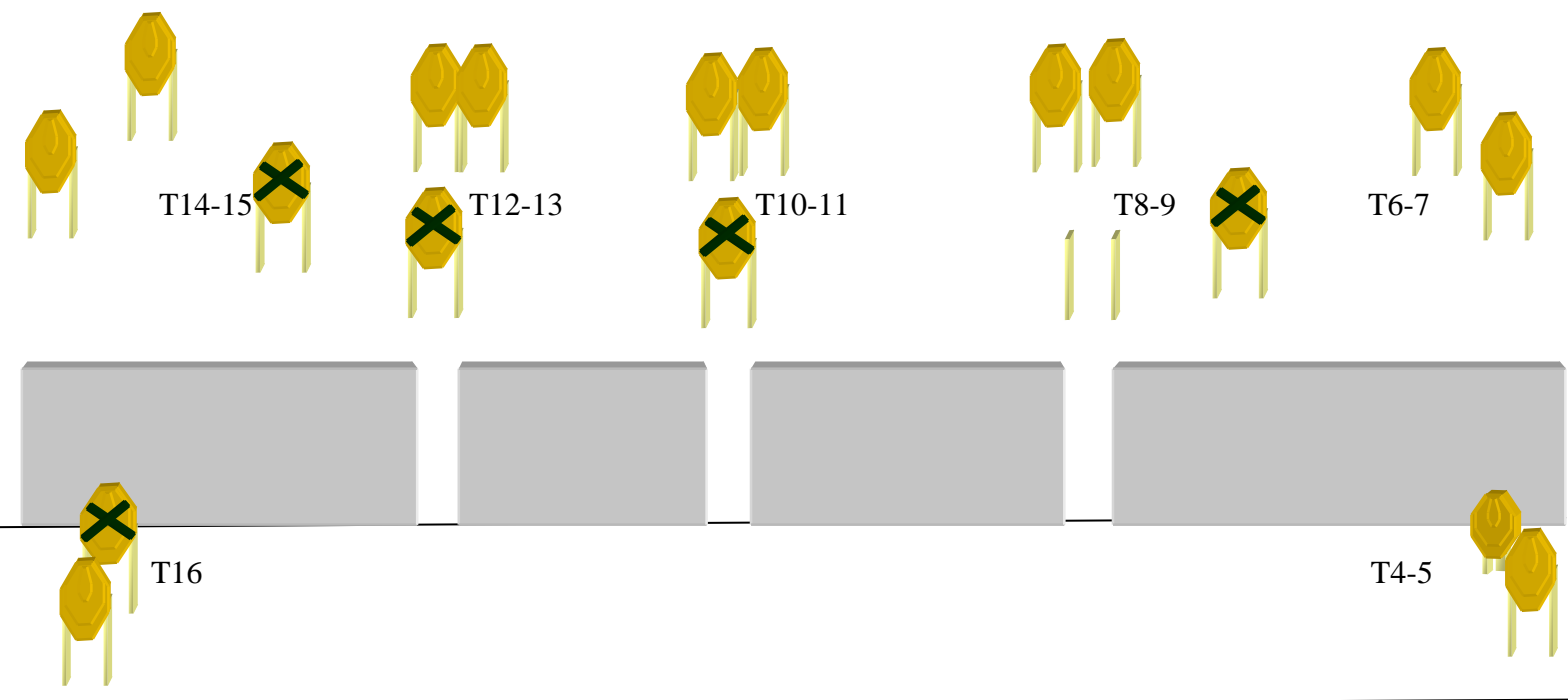
**C**

**STAGE**

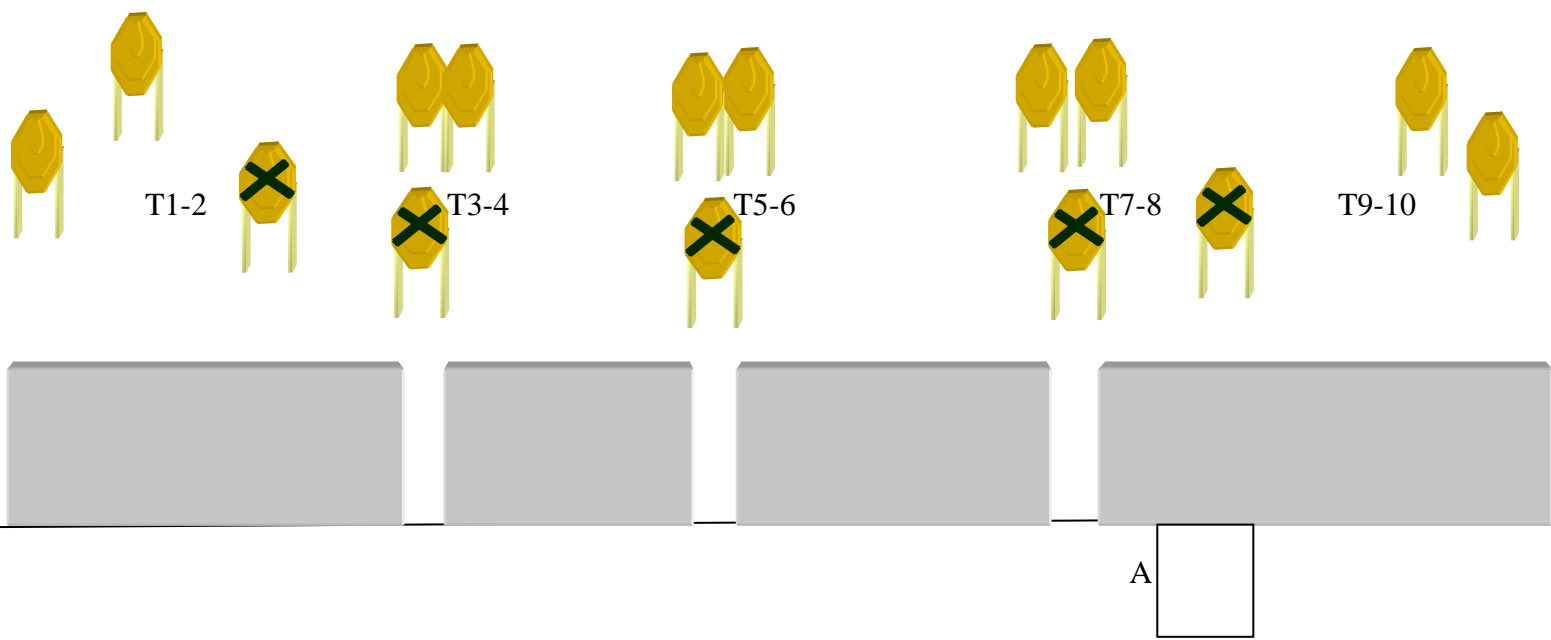
Points: 100  
Rounds: 20  
Targets: 10 IPSC + Penalty Targets  
Distance: 2-9 m

Start position: Start at C. Weapon loaded and holstered. Standing relaxed, hands at your sides, facing down range.

Procedure: On signal, engage targets as they appear. Free style, free order, from within the designated area. Opening the hatch activates swinger.



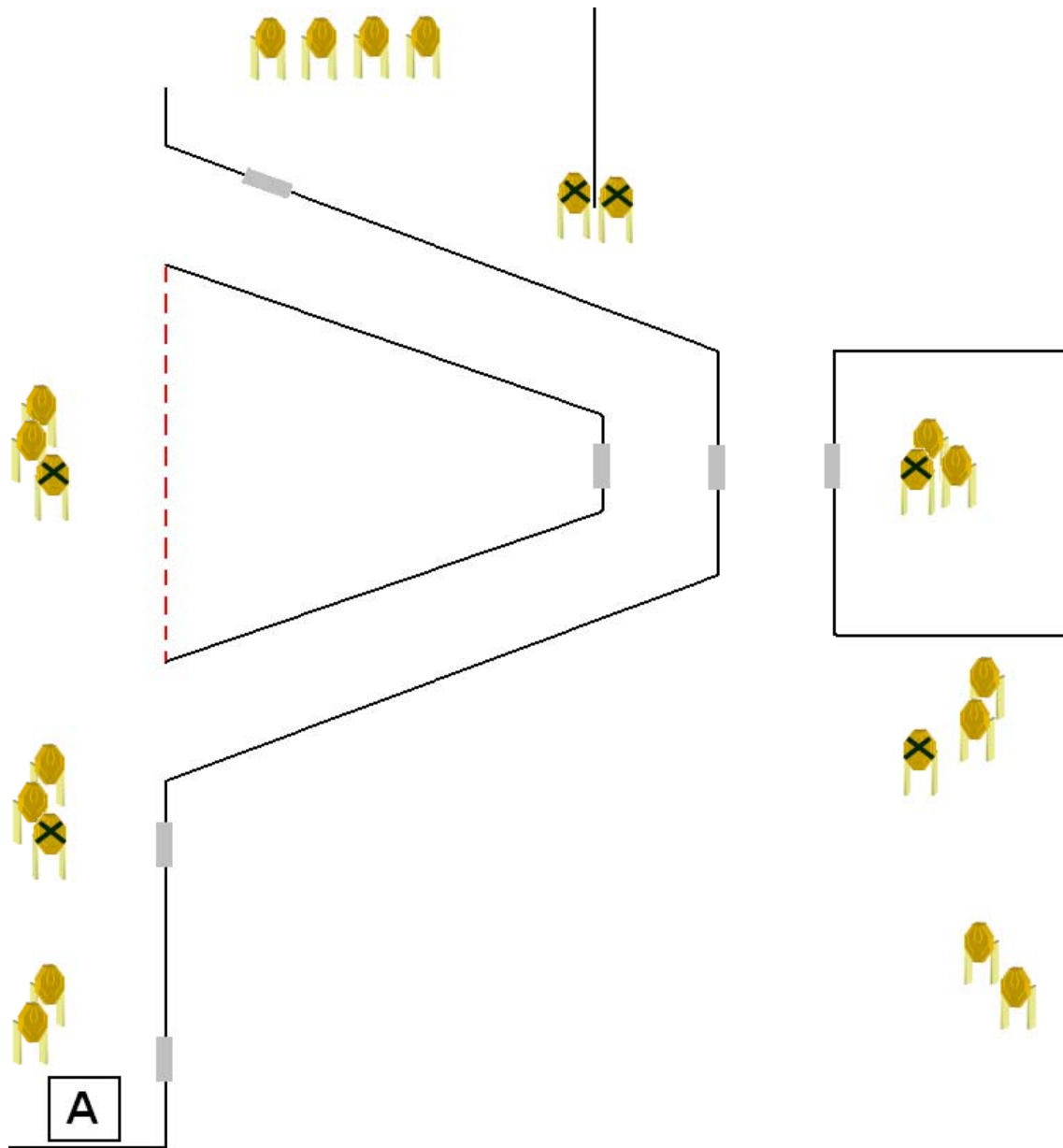
Stage number:	Søn A		Designer: HFN
Scoring method:	Comstock	Distances: 5 – 35 meters	
Targets:	16 targets, penalty targets		
Min. rounds/Max. points:	32/160		
Start position:	Standing relaxed in box A		
Time starts:	Audible signal		
Time stops:	Last shot		
Penalties:	Per latest edition rulebook. All paper targets require two hits.		
Procedure:	On signal engage targets Free Order, Free Style as they become visible.		
Safety angles:	Indicated by flags to the left and/or right of targets when applicable.		



Stage number:	Søn B		Designer: HFN
Scoring method:	Comstock	Distances: 5 – 35 meters	
Targets:	10 targets, penalty targets		
Min. rounds/Max. points:	20/100		
Start position:	Standing relaxed in box A		
Time starts:	Audible signal		
Time stops:	Last shot		
Penalties:	Per latest edition rulebook. All paper targets require two hits.		
Procedure:	On signal engage targets Free Order, Free Style as they become visible.		
Safety angles:	Indicated by flags to the left and/or right of targets when applicable.		



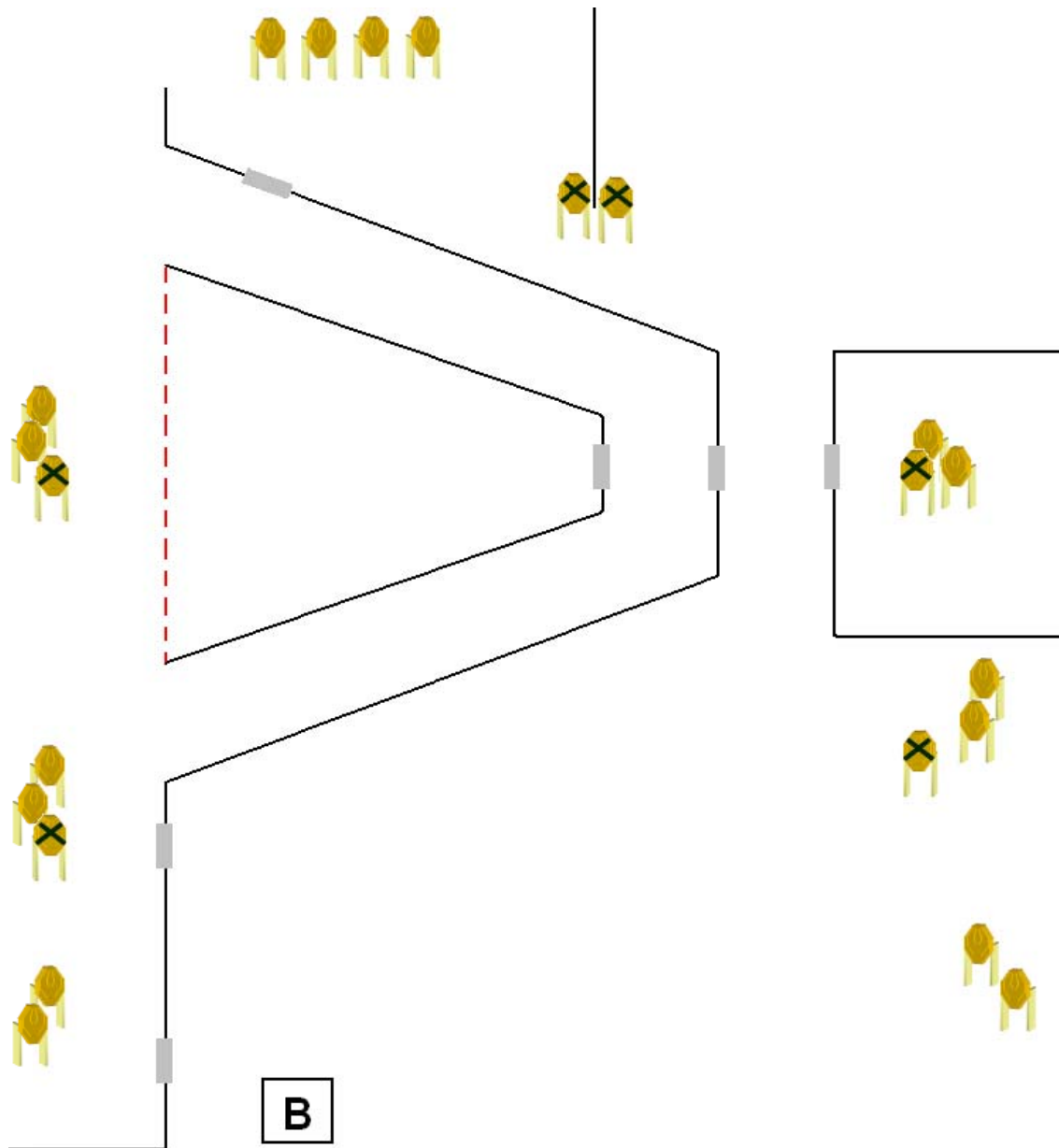
## HHL – stage 4 – TopGunsChallenge 2008



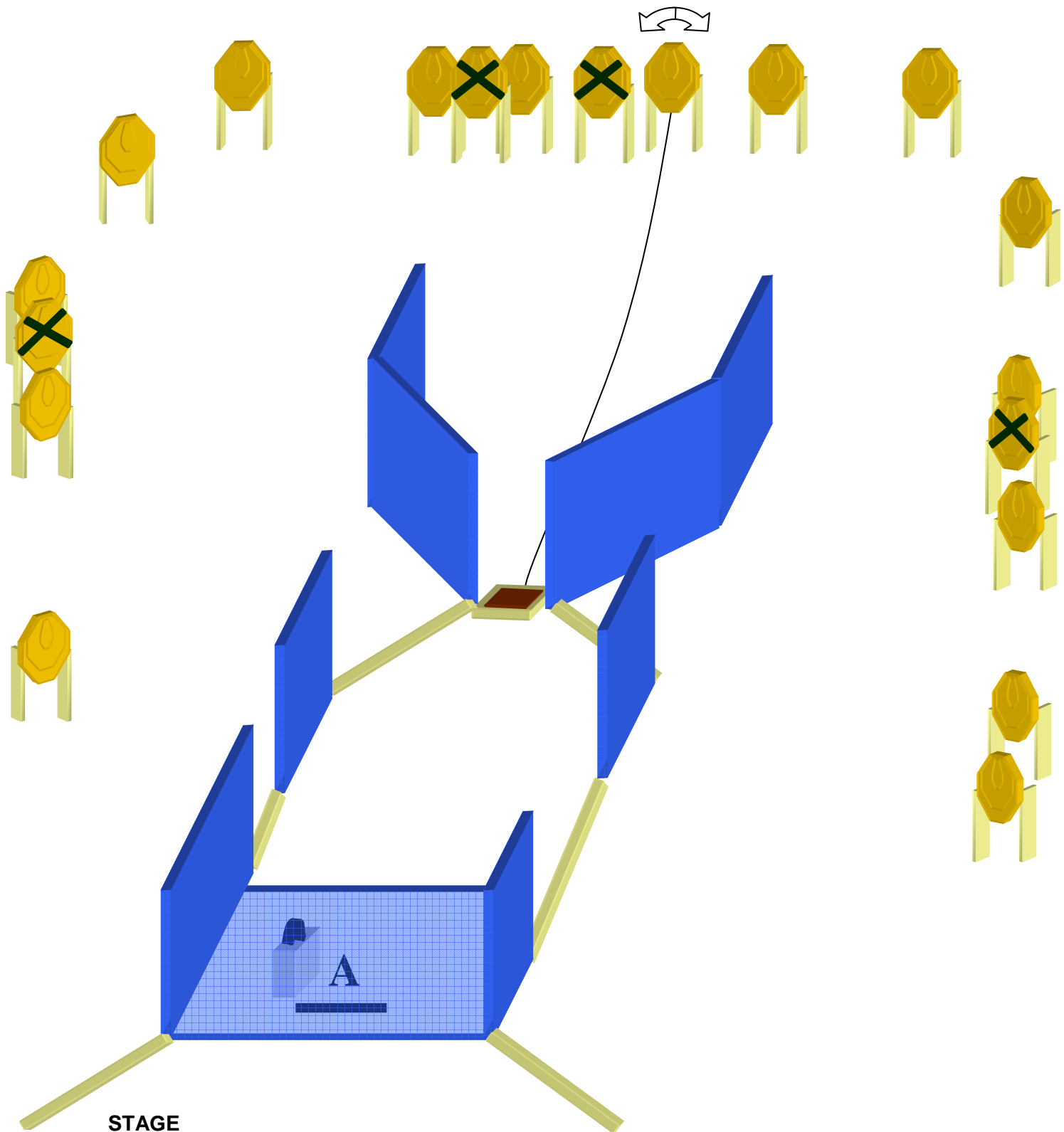
Type of Course:	Long course
Type of Scoring	Comstock
Targets:	16 classic paper targets and some no-shoots.
Minimum rounds:	32
Maximum points:	160
Start position:	Standing relaxed at A with heels touching the wood, facing downrange.
Gun state:	Gun is loaded and holstered.
Time starts / stops:	On audible signal / On the last shot.
Penalties:	As per current edition IPSC Rule Book.
Safety angles:	180 degrees downrange.
Procedure:	On start signal shoot all targets as they become visible, from within the charge/fault-lines. All paper targets require a minimum of two hits.



## HHL – stage 5 – TopGunsChallenge 2008



Type of Course:	Long course
Type of Scoring	Comstock
Targets:	16 classic paper targets and some no-shoots.
Minimum rounds:	32
Maximum points:	160
Start position:	Standing relaxed at B with heels touching the wood, facing downrange.
Gun state:	Gun is loaded and holstered.
Time starts / stops:	On audible signal / On the last shot.
Penalties:	As per current edition IPSC Rule Book.
Safety angles:	180 degrees downrange.
Procedure:	On start signal shoot all targets as they become visible, from within the charge/fault-lines. All paper targets require a minimum of two hits.

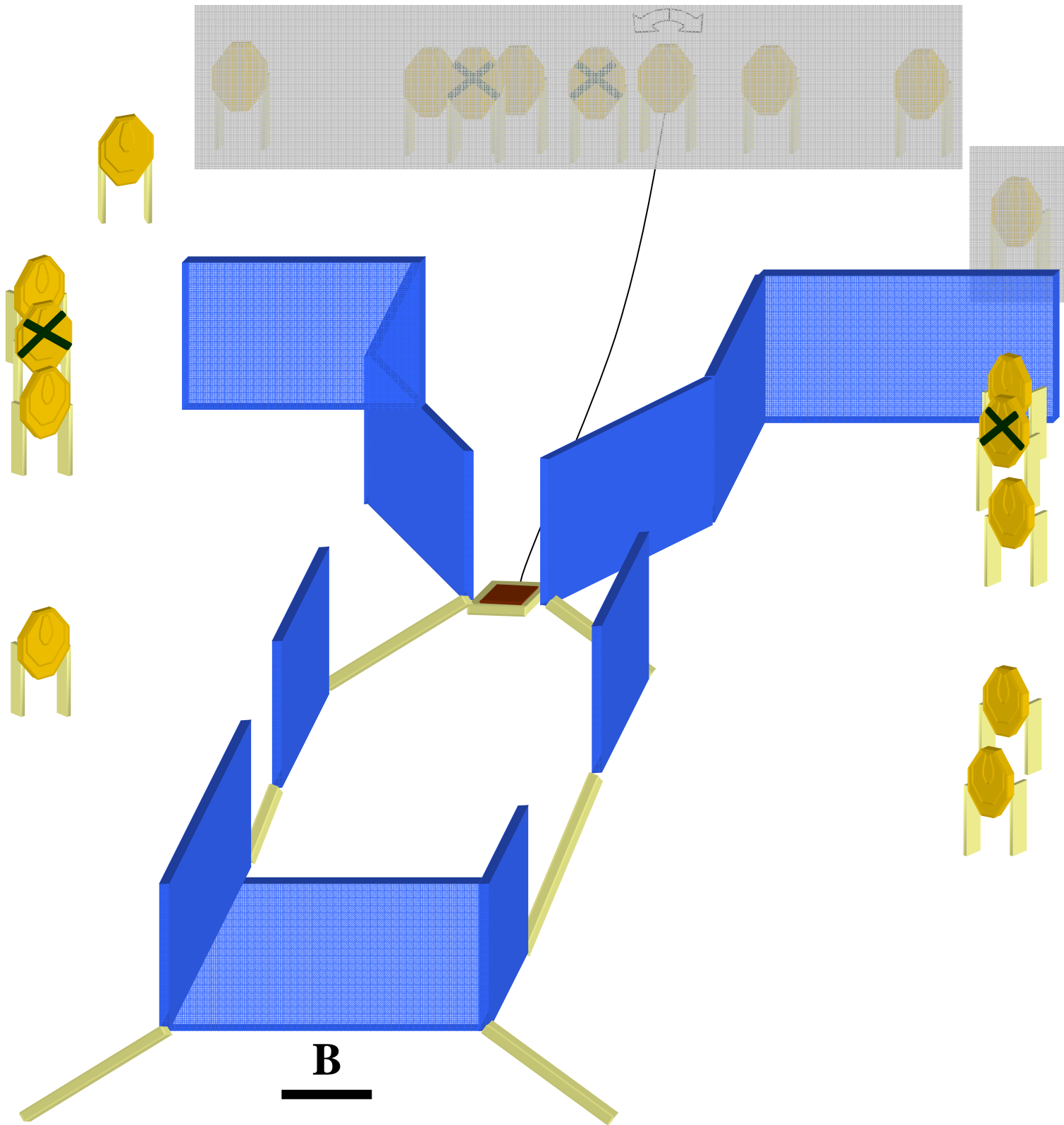


**STAGE**

Points: 150  
 Rounds: 30  
 Targets: 15 IPSC + PT  
 Distance: 5-20 m

Start position: Start at A. Weapon loaded and holstered. Standing relaxed, holding bag by its handles in your weak hand, facing down range.

Procedure: On signal, engage targets as they appear. Free style, free order, from within the designated area. The bag must be placed on the activator plate to activate the swinger.



**STAGE**

Points: 80  
 Rounds: 16  
 Targets: 18 IPSC + PT  
 Distance: 8-20 m

Start position: Start at B. Weapon loaded and holstered. Standing relaxed, hands at your sides, facing down range.

Procedure: On signal, engage targets as they appear. Free style, free order, from within the designated area.