

OPEN -- Overall Stage Results

Lindholm Classic 8

Printed October 4, 2008 at 21:10



Stage 1 -- CLC-59

	PTS	TIME	HIT FACTOR	STAGE POINTS	STAGE PERCENT	COMPETITOR # Name
1	57	7.83	7.2797	60.0000	100.00	16 Franta, Steen
2	47	10.71	4.3884	36.1698	60.28	17 Svendsen, K B

STANDARD -- Overall Stage Results

Lindholm Classic 8

Printed October 4, 2008 at 21:10



Stage 1 -- CLC-59

	PTS	TIME	HIT FACTOR	STAGE POINTS	STAGE PERCENT	COMPETITOR # Name
1	54	6.35	8.5039	60.0000	100.00	5 Thomsen, Christian
2	56	8.49	6.5960	46.5384	77.56	10 Frandsen, Kim
3	52	8.22	6.3260	44.6337	74.39	19 Lindberg, Henrik
4	58	9.39	6.1768	43.5806	72.63	8 Rittig, Claus
5	56	10.30	5.4369	38.3603	63.93	18 Bach, Mads P
6	31	6.04	5.1325	36.2123	60.35	1 Madsen, Bo S
7	58	13.13	4.4174	31.1670	51.94	9 Jensen, Allan
8	52	12.09	4.3011	30.3465	50.58	2 Andersen, Jan
9	48	12.07	3.9768	28.0585	46.76	6 Lund, Bent
10	52	13.84	3.7572	26.5093	44.18	3 Nissen, Steve
11	33	9.35	3.5294	24.9020	41.50	7 Buus, Niels

PRODUCTION -- Overall Stage Results

Lindholm Classic 8

Printed October 4, 2008 at 21:10




Stage 1 -- CLC-59

	PTS	TIME	HIT FACTOR	STAGE POINTS	STAGE PERCENT	COMPETITOR # Name
1	56	6.65	8.4211	60.0000	100.00	20 Hagemann, Lars
2	56	7.22	7.7562	55.2632	92.11	13 Nielsen, Noe
3	52	9.78	5.3170	37.8834	63.14	21 Jensen, Christian D
4	0	13.07	0.0000	0.0000	0.00	12 Nørgaard, Jens E

OPEN -- Overall Stage Results

Lindholm Classic 8

Printed October 4, 2008 at 21:10



Stage 2 -- CLC-13

	PTS	TIME	HIT FACTOR	STAGE POINTS	STAGE PERCENT	COMPETITOR # Name
1	49	7.25	6.7586	60.0000	100.00	17 Svendsen, K B
2	43	6.63	6.4857	57.5769	95.96	16 Franta, Steen

STANDARD -- Overall Stage Results

Lindholm Classic 8

Printed October 4, 2008 at 21:10



Stage 2 -- CLC-13

	PTS	TIME	HIT FACTOR	STAGE POINTS	STAGE PERCENT	COMPETITOR # Name
1	57	5.53	10.3074	60.0000	100.00	1 Madsen, Bo S
2	42	6.49	6.4715	37.6709	62.78	5 Thomsen, Christian
3	48	7.70	6.2338	36.2871	60.48	19 Lindberg, Henrik
4	46	7.41	6.2078	36.1361	60.23	10 Frandsen, Kim
5	50	8.33	6.0024	34.9403	58.23	2 Andersen, Jan
6	45	7.87	5.7179	33.2843	55.47	8 Rittig, Claus
7	58	10.65	5.4460	31.7015	52.84	18 Bach, Mads P
8	58	11.73	4.9446	28.7827	47.97	9 Jensen, Allan
9	41	9.86	4.1582	24.2052	40.34	7 Buus, Niels
10	56	22.92	2.4433	14.2225	23.70	6 Lund, Bent
11	0	9.51	0.0000	0.0000	0.00	3 Nissen, Steve

PRODUCTION -- Overall Stage Results

Lindholm Classic 8

Printed October 4, 2008 at 21:10



Stage 2 -- CLC-13

	PTS	TIME	HIT FACTOR	STAGE POINTS	STAGE PERCENT	COMPETITOR # Name
1	54	6.08	8.8816	60.0000	100.00	20 Hagemann, Lars
2	56	7.50	7.4667	50.4415	84.07	13 Nielsen, Noe
3	44	7.26	6.0606	40.9428	68.24	21 Jensen, Christian D
4	41	12.77	3.2106	21.6897	36.15	12 Nørgaard, Jens E

OPEN -- Overall Stage Results

Lindholm Classic 8

Printed October 4, 2008 at 21:10



Stage 3 -- CLC-33

	PTS	TIME	HIT FACTOR	STAGE POINTS	STAGE PERCENT	COMPETITOR # Name
1	25	4.45	5.6180	30.0000	100.00	16 Franta, Steen
2	23	6.91	3.3285	17.7742	59.25	17 Svendsen, K B

STANDARD -- Overall Stage Results

Lindholm Classic 8

Printed October 4, 2008 at 21:10



Stage 3 -- CLC-33

	PTS	TIME	HIT FACTOR	STAGE POINTS	STAGE PERCENT	COMPETITOR # Name
1	28	4.03	6.9479	30.0000	100.00	5 Thomsen, Christian
2	27	4.94	5.4656	23.5996	78.67	1 Madsen, Bo S
3	28	5.56	5.0360	21.7446	72.48	7 Buus, Niels
4	24	4.85	4.9485	21.3667	71.22	19 Lindberg, Henrik
5	26	5.45	4.7706	20.5990	68.66	10 Frandsen, Kim
6	24	5.86	4.0956	17.6841	58.95	8 Rittig, Claus
7	30	9.04	3.3186	14.3292	47.76	18 Bach, Mads P
8	24	7.35	3.2653	14.0991	47.00	6 Lund, Bent
9	22	8.95	2.4581	10.6137	35.38	9 Jensen, Allan
10	7	11.12	0.6295	2.7181	9.06	3 Nissen, Steve
11	3	6.97	0.4304	1.8585	6.19	2 Andersen, Jan

PRODUCTION -- Overall Stage Results

Lindholm Classic 8

Printed October 4, 2008 at 21:10




Stage 3 -- CLC-33

	PTS	TIME	HIT FACTOR	STAGE POINTS	STAGE PERCENT	COMPETITOR # Name
1	24	3.88	6.1856	30.0000	100.00	13 Nielsen, Noe
2	28	4.94	5.6680	27.4899	91.63	20 Hagemann, Lars
3	18	7.34	2.4523	11.8937	39.65	21 Jensen, Christian D
4	20	12.22	1.6367	7.9378	26.46	12 Nørgaard, Jens E

OPEN -- Overall Stage Results

Lindholm Classic 8

Printed October 4, 2008 at 21:10



Stage 4 -- CLC-41

	PTS	TIME	HIT FACTOR	STAGE POINTS	STAGE PERCENT	COMPETITOR # Name
1	53	7.46	7.1046	60.0000	100.00	17 Svendsen, K B
2	50	7.43	6.7295	56.8323	94.72	16 Franta, Steen

STANDARD -- Overall Stage Results

Lindholm Classic 8

Printed October 4, 2008 at 21:10



Stage 4 -- CLC-41

	PTS	TIME	HIT FACTOR	STAGE POINTS	STAGE PERCENT	COMPETITOR # Name
1	54	6.76	7.9882	60.0000	100.00	1 Madsen, Bo S
2	48	7.15	6.7133	50.4242	84.04	5 Thomsen, Christian
3	48	8.03	5.9776	44.8983	74.83	19 Lindberg, Henrik
4	56	9.99	5.6056	42.1043	70.17	18 Bach, Mads P
5	42	7.99	5.2566	39.4827	65.80	10 Frandsen, Kim
6	54	11.79	4.5802	34.4020	57.34	8 Rittig, Claus
7	54	13.08	4.1284	31.0092	51.68	9 Jensen, Allan
8	39	9.69	4.0248	30.2305	50.38	7 Buus, Niels
9	54	15.36	3.5156	26.4063	44.01	6 Lund, Bent
10	42	14.66	2.8649	21.5189	35.86	2 Andersen, Jan
11	0	12.26	0.0000	0.0000	0.00	3 Nissen, Steve

PRODUCTION -- Overall Stage Results

Lindholm Classic 8

Printed October 4, 2008 at 21:10



Stage 4 -- CLC-41

	PTS	TIME	HIT FACTOR	STAGE POINTS	STAGE PERCENT	COMPETITOR # Name
1	52	6.81	7.6358	60.0000	100.00	13 Nielsen, Noe
2	42	6.04	6.9536	54.6396	91.07	20 Hagemann, Lars
3	44	7.63	5.7667	45.3130	75.52	21 Jensen, Christian D
4	38	16.62	2.2864	17.9658	29.94	12 Nørgaard, Jens E

OPEN -- Overall Stage Results

Lindholm Classic 8

Printed October 4, 2008 at 21:10



Stage 5 -- HFN1

	PTS	TIME	HIT FACTOR	STAGE POINTS	STAGE PERCENT	COMPETITOR # Name
1	153	26.42	5.7911	180.0000	100.00	16 Franta, Steen
2	167	30.68	5.4433	169.1901	93.99	17 Svendsen, K B

STANDARD -- Overall Stage Results

Lindholm Classic 8

Printed October 4, 2008 at 21:10



Stage 5 -- HFN1

	PTS	TIME	HIT FACTOR	STAGE POINTS	STAGE PERCENT	COMPETITOR # Name
1	172	25.64	6.7083	180.0000	100.00	5 Thomsen, Christian
2	171	26.72	6.3997	171.7203	95.40	1 Madsen, Bo S
3	151	28.60	5.2797	141.6684	78.70	7 Buus, Niels
4	176	34.86	5.0488	135.4713	75.26	19 Lindberg, Henrik
5	172	36.55	4.7059	126.2709	70.15	18 Bach, Mads P
6	166	35.56	4.6682	125.2589	69.59	8 Rittig, Claus
7	172	43.17	3.9842	106.9076	59.39	9 Jensen, Allan
8	149	41.38	3.6008	96.6180	53.68	10 Frandsen, Kim
9	101	30.78	3.2814	88.0471	48.92	6 Lund, Bent
10	76	40.83	1.8614	49.9455	27.75	2 Andersen, Jan
11	71	48.38	1.4675	39.3781	21.88	3 Nissen, Steve

PRODUCTION -- Overall Stage Results

Lindholm Classic 8

Printed October 4, 2008 at 21:10



Stage 5 -- HFN1

	PTS	TIME	HIT FACTOR	STAGE POINTS	STAGE PERCENT	COMPETITOR # Name
1	172	28.92	5.9474	180.0000	100.00	20 Hagemann, Lars
2	161	30.30	5.3135	160.8147	89.34	13 Nielsen, Noe
3	152	46.65	3.2583	98.6130	54.79	21 Jensen, Christian D
4	129	53.41	2.4153	73.0987	40.61	12 Nørgaard, Jens E

OPEN -- Overall Stage Results

Lindholm Classic 8

Printed October 4, 2008 at 21:10



Stage 6 -- HFN2

	PTS	TIME	HIT FACTOR	STAGE POINTS	STAGE PERCENT	COMPETITOR # Name
1	81	14.18	5.7123	90.0000	100.00	16 Franta, Steen
2	65	15.55	4.1801	65.8592	73.18	17 Svendsen, K B

STANDARD -- Overall Stage Results

Lindholm Classic 8

Printed October 4, 2008 at 21:10



Stage 6 -- HFN2

	PTS	TIME	HIT FACTOR	STAGE POINTS	STAGE PERCENT	COMPETITOR # Name
1	84	14.50	5.7931	90.0000	100.00	19 Lindberg, Henrik
2	74	13.69	5.4054	83.9768	93.31	7 Buus, Niels
3	68	12.96	5.2469	81.5145	90.57	1 Madsen, Bo S
4	86	17.50	4.9143	76.3469	84.83	6 Lund, Bent
5	86	18.06	4.7619	73.9796	82.20	8 Rittig, Claus
6	84	17.78	4.7244	73.3971	81.55	5 Thomsen, Christian
7	84	18.21	4.6129	71.6639	79.63	18 Bach, Mads P
8	84	20.45	4.1076	63.8142	70.90	9 Jensen, Allan
9	68	17.65	3.8527	59.8543	66.50	10 Frandsen, Kim
10	82	32.73	2.5053	38.9224	43.25	3 Nissen, Steve
11	42	17.47	2.4041	37.3497	41.50	2 Andersen, Jan

PRODUCTION -- Overall Stage Results

Lindholm Classic 8

Printed October 4, 2008 at 21:10




Stage 6 -- HFN2

	PTS	TIME	HIT FACTOR	STAGE POINTS	STAGE PERCENT	COMPETITOR # Name
1	84	14.40	5.8333	90.0000	100.00	13 Nielsen, Noe
2	86	16.47	5.2216	80.5621	89.51	21 Jensen, Christian D
3	65	12.62	5.1506	79.4657	88.30	20 Hagemann, Lars
4	84	23.09	3.6379	56.1282	62.36	12 Nørgaard, Jens E

OPEN -- Overall Stage Results

Lindholm Classic 8

Printed October 4, 2008 at 21:10




Stage 7 -- HFN3

	PTS	TIME	HIT FACTOR	STAGE POINTS	STAGE PERCENT	COMPETITOR # Name
1	83	12.21	6.7977	90.0000	100.00	16 Franta, Steen
2	60	16.17	3.7106	49.1271	54.59	17 Svendsen, K B

STANDARD -- Overall Stage Results

Lindholm Classic 8

Printed October 4, 2008 at 21:10



Stage 7 -- HFN3

	PTS	TIME	HIT FACTOR	STAGE POINTS	STAGE PERCENT	COMPETITOR # Name
1	86	12.80	6.7188	90.0000	100.00	19 Lindberg, Henrik
2	84	12.78	6.5728	88.0445	97.83	5 Thomsen, Christian
3	80	13.51	5.9215	79.3211	88.13	6 Lund, Bent
4	84	14.42	5.8252	78.0312	86.70	7 Buus, Niels
5	69	14.91	4.6278	61.9906	68.88	10 Frandsen, Kim
6	69	15.09	4.5726	61.2511	68.06	18 Bach, Mads P
7	54	12.18	4.4335	59.3882	65.99	1 Madsen, Bo S
8	86	19.97	4.3065	57.6865	64.10	2 Andersen, Jan
9	84	19.75	4.2532	56.9726	63.30	9 Jensen, Allan
10	61	15.68	3.8903	52.1120	57.90	8 Rittig, Claus
11	61	26.09	2.3381	31.3191	34.80	3 Nissen, Steve

PRODUCTION -- Overall Stage Results

Lindholm Classic 8

Printed October 4, 2008 at 21:10



Stage 7 -- HFN3

	PTS	TIME	HIT FACTOR	STAGE POINTS	STAGE PERCENT	COMPETITOR # Name
1	78	11.70	6.6667	90.0000	100.00	13 Nielsen, Noe
2	69	13.75	5.0182	67.7455	75.27	20 Hagemann, Lars
3	72	16.13	4.4637	60.2604	66.96	21 Jensen, Christian D
4	53	17.54	3.0217	40.7925	45.32	12 Nørgaard, Jens E

OPEN -- Overall Stage Results

Lindholm Classic 8

Printed October 4, 2008 at 21:10



Stage 8 -- AJ1

	PTS	TIME	HIT FACTOR	STAGE POINTS	STAGE PERCENT	COMPETITOR # Name
1	64	15.79	4.0532	70.0000	100.00	17 Svendsen, K B
2	38	19.86	1.9134	33.0449	47.21	16 Franta, Steen

STANDARD -- Overall Stage Results

Lindholm Classic 8

Printed October 4, 2008 at 21:10



Stage 8 -- AJ1

	PTS	TIME	HIT FACTOR	STAGE POINTS	STAGE PERCENT	COMPETITOR # Name
1	65	13.51	4.8113	70.0000	100.00	1 Madsen, Bo S
2	66	20.36	3.2417	47.1635	67.38	18 Bach, Mads P
3	64	20.79	3.0784	44.7884	63.98	7 Buus, Niels
4	51	16.96	3.0071	43.7506	62.50	19 Lindberg, Henrik
5	68	23.23	2.9272	42.5892	60.84	6 Lund, Bent
6	64	22.19	2.8842	41.9626	59.95	9 Jensen, Allan
7	41	15.58	2.6316	38.2874	54.70	2 Andersen, Jan
8	50	19.08	2.6205	38.1269	54.47	10 Frandsen, Kim
9	66	26.74	2.4682	35.9106	51.30	8 Rittig, Claus
10	20	20.37	0.9818	14.2850	20.41	3 Nissen, Steve
11	0	0.00	0.0000	0.0000	0.00	5 Thomsen, Christian

PRODUCTION -- Overall Stage Results

Lindholm Classic 8

Printed October 4, 2008 at 21:10



Stage 8 -- AJ1

	PTS	TIME	HIT FACTOR	STAGE POINTS	STAGE PERCENT	COMPETITOR # Name
1	64	12.85	4.9805	70.0000	100.00	13 Nielsen, Noe
2	56	12.74	4.3956	61.7789	88.26	20 Hagemann, Lars
3	64	15.91	4.0226	56.5368	80.77	21 Jensen, Christian D
4	52	28.00	1.8571	26.1016	37.29	12 Nørgaard, Jens E

OPEN -- Overall Stage Results

Lindholm Classic 8

Printed October 4, 2008 at 21:10



Stage 9 -- AJ2

	PTS	TIME	HIT FACTOR	STAGE POINTS	STAGE PERCENT	COMPETITOR # Name
1	60	14.56	4.1209	70.0000	100.00	16 Franta, Steen
2	29	14.03	2.0670	35.1114	50.16	17 Svendsen, K B

STANDARD -- Overall Stage Results

Lindholm Classic 8

Printed October 4, 2008 at 21:10



Stage 9 -- AJ2

	PTS	TIME	HIT FACTOR	STAGE POINTS	STAGE PERCENT	COMPETITOR # Name
1	64	13.58	4.7128	70.0000	100.00	5 Thomsen, Christian
2	64	15.54	4.1184	61.1712	87.39	1 Madsen, Bo S
3	64	16.90	3.7870	56.2485	80.36	8 Rittig, Claus
4	62	16.67	3.7193	55.2426	78.92	10 Frandsen, Kim
5	54	14.71	3.6710	54.5254	77.89	19 Lindberg, Henrik
6	62	18.45	3.3604	49.9129	71.30	9 Jensen, Allan
7	58	18.09	3.2062	47.6220	68.03	18 Bach, Mads P
8	45	15.15	2.9703	44.1182	63.03	7 Buus, Niels
9	47	19.70	2.3858	35.4364	50.62	6 Lund, Bent
10	35	16.62	2.1059	31.2791	44.68	2 Andersen, Jan
11	31	19.23	1.6121	23.9442	34.21	3 Nissen, Steve

PRODUCTION -- Overall Stage Results

Lindholm Classic 8

Printed October 4, 2008 at 21:10




Stage 9 -- AJ2

	PTS	TIME	HIT FACTOR	STAGE POINTS	STAGE PERCENT	COMPETITOR # Name
1	64	13.74	4.6579	70.0000	100.00	13 Nielsen, Noe
2	47	13.86	3.3911	50.9612	72.80	20 Hagemann, Lars
3	54	18.37	2.9396	44.1763	63.11	21 Jensen, Christian D
4	30	28.13	1.0665	16.0271	22.90	12 Nørgaard, Jens E

OPEN -- Overall Stage Results

Lindholm Classic 8

Printed October 4, 2008 at 21:10



Stage 10 -- AJ3

	PTS	TIME	HIT FACTOR	STAGE POINTS	STAGE PERCENT	COMPETITOR # Name
1	101	22.66	4.4572	150.0000	100.00	16 Franta, Steen
2	80	25.32	3.1596	106.3301	70.89	17 Svendsen, K B

STANDARD -- Overall Stage Results

Lindholm Classic 8

Printed October 4, 2008 at 21:10



Stage 10 -- AJ3

	PTS	TIME	HIT FACTOR	STAGE POINTS	STAGE PERCENT	COMPETITOR # Name
1	136	23.00	5.9130	150.0000	100.00	1 Madsen, Bo S
2	134	23.65	5.6660	143.7321	95.82	5 Thomsen, Christian
3	128	25.59	5.0020	126.8878	84.59	19 Lindberg, Henrik
4	126	31.03	4.0606	103.0075	68.67	7 Buus, Niels
5	108	29.35	3.6797	93.3460	62.23	10 Frandsen, Kim
6	140	40.15	3.4869	88.4550	58.97	18 Bach, Mads P
7	104	31.89	3.2612	82.7292	55.15	6 Lund, Bent
8	105	35.46	2.9611	75.1157	50.08	2 Andersen, Jan
9	103	37.47	2.7489	69.7323	46.49	9 Jensen, Allan
10	116	44.30	2.6185	66.4254	44.28	8 Rittig, Claus
11	41	52.22	0.7851	19.9172	13.28	3 Nissen, Steve

PRODUCTION -- Overall Stage Results

Lindholm Classic 8

Printed October 4, 2008 at 21:10



Stage 10 -- AJ3

	PTS	TIME	HIT FACTOR	STAGE POINTS	STAGE PERCENT	COMPETITOR # Name
1	132	22.27	5.9273	150.0000	100.00	20 Hagemann, Lars
2	121	23.68	5.1098	129.3127	86.21	13 Nielsen, Noe
3	124	39.78	3.1171	78.8850	52.59	21 Jensen, Christian D
4	92	39.81	2.3110	58.4835	38.99	12 Nørgaard, Jens E

Lindholm Classic 8

Printed October 4, 2008 at 21:10



Disqualified Shooters

<u>No.</u>	<u>Name</u>
------------	-------------

15	Nielsen, Henrik F
22	Arnfast, Jens